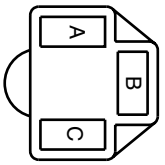


FRONT END VIEW



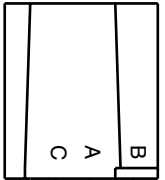
B1

A = HIGH BEAM (YELLOW/RED)
 B = LOW BEAM (LT. GREEN/RED)
 C = COMMON (WHITE/RED)

6" + 1/2" to -1-1/4"

3" + 1/2" to -1/4"

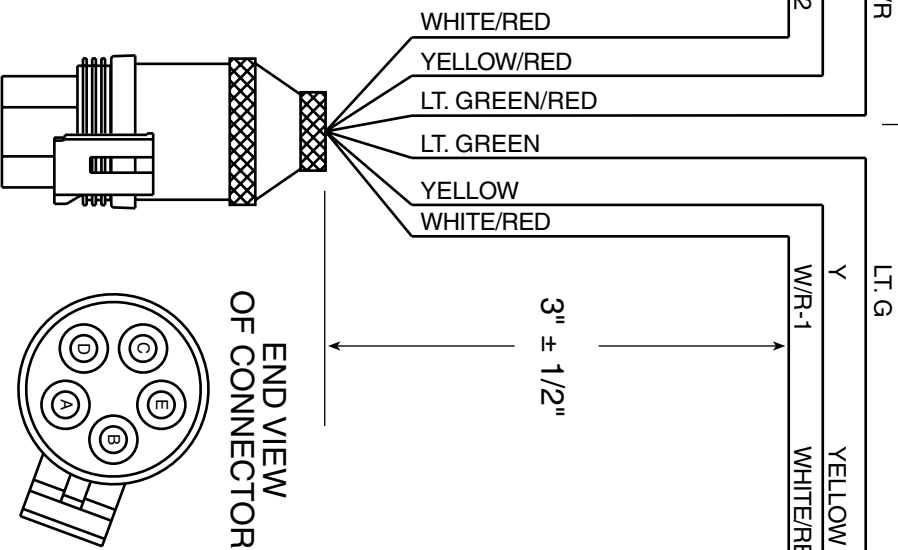
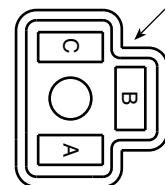
MOLD COLOR (BLACK)



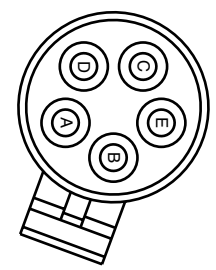
A1

A = HIGH BEAM (YELLOW)
 B = LOW BEAM (LT. GREEN)
 C = COMMON (WHITE/RED)

FRONT END VIEW



END VIEW OF CONNECTOR



MOLD COLOR (BLACK)

A = COMMON (WHITE/RED)
 B = HIGH BEAM FEED (YELLOW)
 C = LOW BEAM FEED (LT. GREEN)
 D = HIGH BEAM (YELLOW/RED)
 E = LOW BEAM (LT. GREEN/RED)

HEADLIGHT ADAPTER

P/N 62010

HEADLIGHT CONNECTOR(S): HB2, H4, 2B/2D
 HEADLIGHT DESCRIPTION: DUAL RECTANGULAR OR DUAL ROUND
 HEADLIGHT BULB NUMBER(S): 9003, 6014, H6014, H6017, 6052, H6024, H6059, H6054, HP6054, H-54

• NOT DRAWN TO SCALE
 • UNLESS OTHERWISE SPECIFIED ALL DIMENSIONS IN INCHES
 VENDOR P/N & DWG: 95-2331-00 REV A (REF. M.P.M. 90-2015-00)