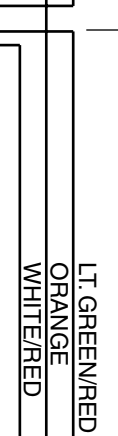
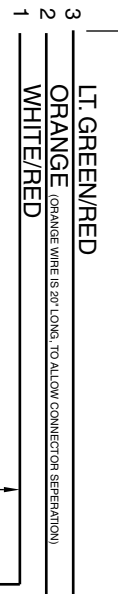
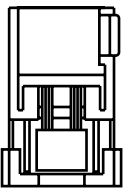
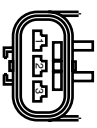


HID MODULE

FRONT
END VIEW



FRONT
END VIEW



B1

- 1 = COMMON (WHITE/RED)
 - 2 = BATTERY POS + (ORANGE)
 - 3 = LOW BEAM (LT. GREEN/RED)
- NOTE: GM DOC I.D.# 1209020 IS INCORRECT

3" + 1/2"
to -1/4"

A1

- 1 = COMMON (WHITE/RED)
 - 2 = BATTERY POS + (ORANGE)
 - 3 = LOW BEAM (LT. GREEN/RED)
- NOTE: GM DOC I.D.# 1209020 IS INCORRECT

H9005

HIGH BEAM
BLACK


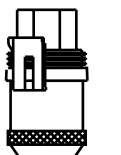
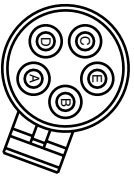


B2

- A = HIGH BEAM (YELLOW/RED)
- B = COMMON (WHITE/RED)

4" + 1/2"
to -1/4"

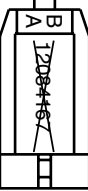
END VIEW
OF CONNECTOR



MOLD COLOR (BLACK)

A2

- A = HIGH BEAM (YELLOW)
- B = COMMON (WHITE/RED)



HEADLIGHT ADAPTER

P/N 62170

- HEADLIGHT CONNECTOR(S): HB3/HID
- HEADLIGHT DESCRIPTION: DUAL ROUND HIGH INTENSITY DISCHARGE (HID) LAMP
- HEADLIGHT BULB NUMBER(S): H9005 (HIGH BEAM), D1R-HID MODULE (LOW BEAM)

• NOT DRAWN TO SCALE
• UNLESS OTHERWISE SPECIFIED ALL DIMENSIONS IN INCHES
VENDOR P/N & DWG: 95-2356-00 (REF. M.P.M. 90-2029-01B)