



Vehicle Headlight Adapter Kit (2 Adapters Per Package)

Blizzard P/N 62197

VEHICLE HEADLIGHT BULB NUMBERS:
H9005, H9006

Blizzard Corporation reserves the right, under its Continuous Improvement Policy, to change construction or design details on finished equipment without altered without reference to illustrations or specifications. Blizzard Corp. allows a One Year Limited Warranty for all snowplows and accessories. See your Owner's Manual for complete warranty information. Blizzard Corporation does not warrant non-Blizzard snowplow, service parts and accessories or damage resulting from the use of these unauthorized items.

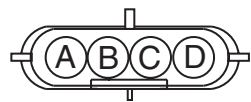


**BLIZZARD®
CORPORATION**

95 Airpark Boulevard
Calumet, MI 49913
(888) 680.8600 Tel
(906) 482.5555 Tel
(906) 482.5445 Fax
www.blizzardplows.com

Installation Instructions:

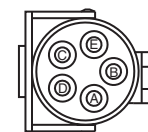
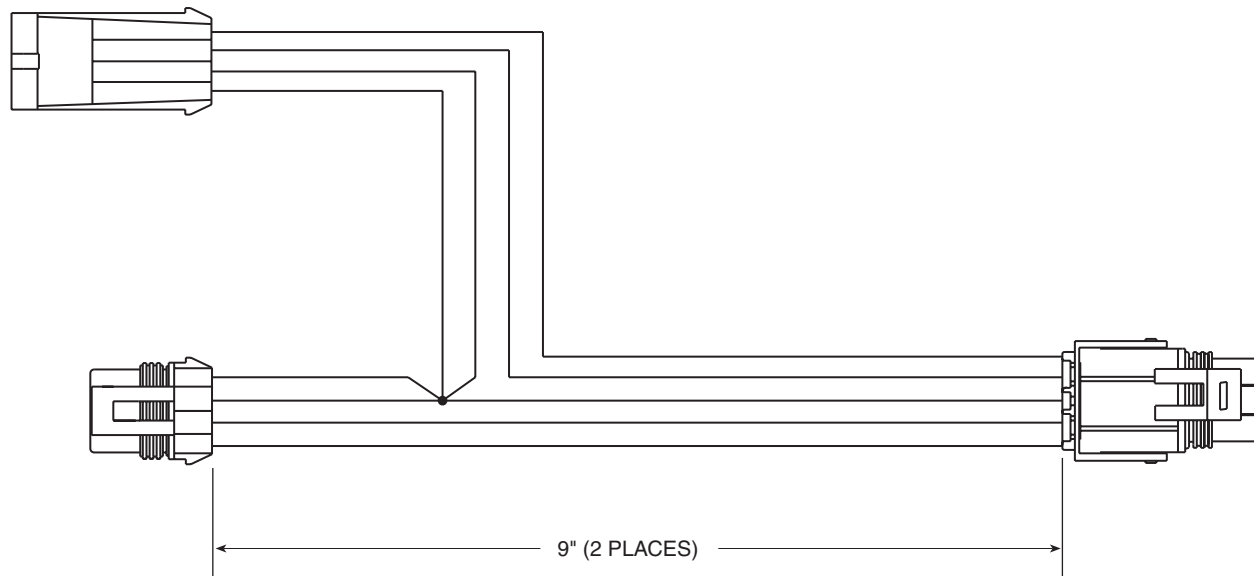
1. Remove the existing vehicle headlight connector from the headlight.
2. Plug the headlight adapter into the vehicle headlight receptacle. *Note: If more than one plug is present, match the colors of each connector (gray to gray, black to black, Chevrolet daylight running, clear to gray).*
3. Connect the existing vehicle headlight connector into the headlight adapter.
4. Plug the gray, 5-pin connector on the headlight adapter into the 5-pin connector on the vehicle wire harness.
5. Verify the vehicle and plow headlights are in proper working condition, including the turn lights. Adjust the plow headlight beams as needed.



A= YEL
 B= LT GREEN
 C= WHT/RED
 D= WHT/RED



A= YEL/RED
 B= GRN/RED
 C= WHT/RED
 D= WHT/RED



TERMINAL
 INSERTION
 VIEW

A= WHT/RED (COMMON)
 B= YEL (HIGH BEAM FEED)
 C= LT GRN (LOW BEAM FEED)
 D= YEL/RED (HIGH BEAM)
 E= GRN/RED (LOW BEAM)

**HEADLIGHT ADAPTER
 P/N 62197**

HEADLIGHT CONNECTOR(S): HB3/HB4
 HEADLIGHT DESCRIPTION: QUAD COMPOSITE HALOGEN
 HEADLIGHT BULB NUMBER(S): H9005, H9006

- NOT DRAWN TO SCALE
- UNLESS OTHERWISE SPECIFIED ALL DIMENSIONS IN INCHES
- WIRE - 16 GA GPT
- ALL CONNECTORS VIEWED FROM WIRE END EXCEPT WHERE NOTED

VENDOR P/N & DWG: P-5607-FG REV A (REF. PCA DWG# P-5607-FG-DWG)