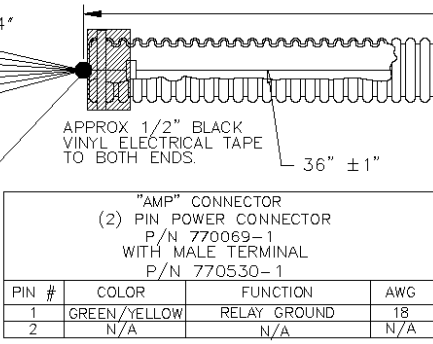
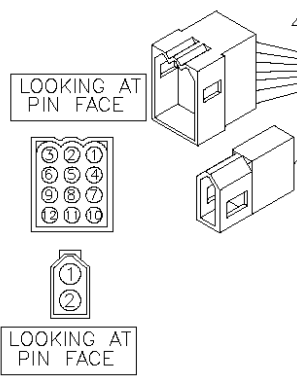


REV.	ZONE	DESCRIPTION	E.C.N. #	BY	DATE
A	-	INITIAL RELEASE	19662	SAG	9/2/03

"AMP"
.093 (12) PIN POWER CONNECTOR
P/N 770102-1
WITH MALE TERMINAL
P/N 770530-1

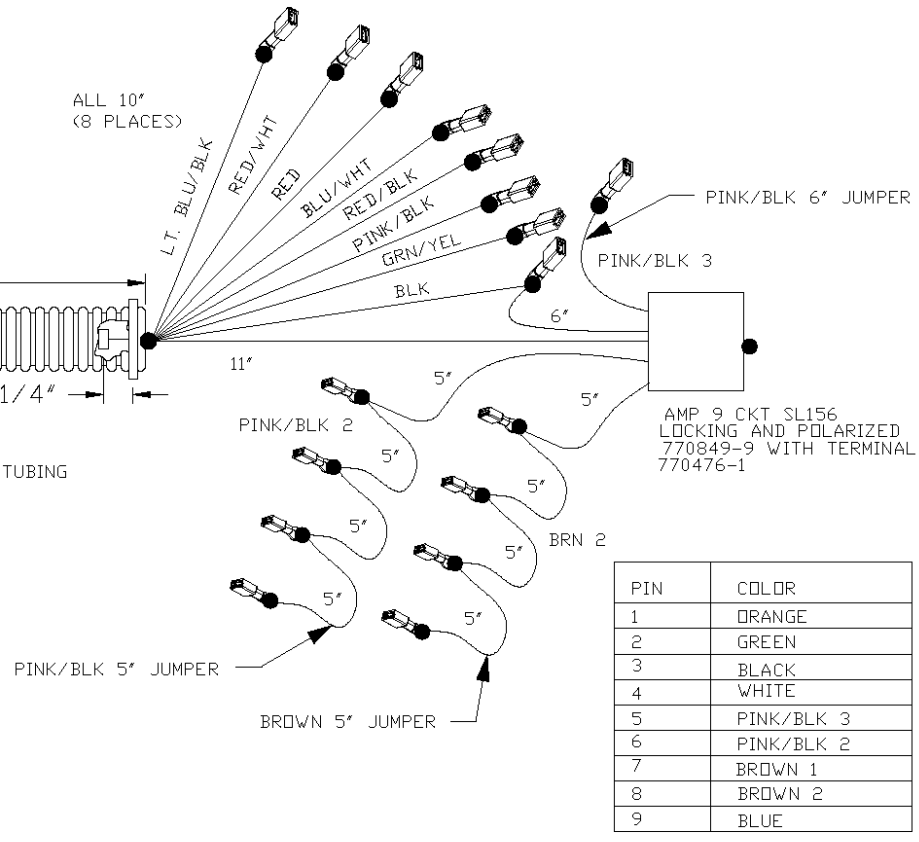
PIN #	COLOR	FUNCTION	AWG
1	RED/WHITE	RIGHT BOX EXTEND	18
2	RED/BLACK	RIGHT BOX RETRACT	18
3	RED	SWITCH 12 VOLT +	18
4	ORANGE	FLOAT	18
5	BLUE/WHITE	LEFT BOX EXTEND	18
6	LT. BLUE/BLACK	LEFT BOX RETRACT	18
7	BLACK	RELAY GROUND	18
8	WHITE	LIFT	18
9	BROWN 1	PUMP SOLENOID	18
10	PINK/BLACK 1	12 (+) DC FUSED	18
11	GREEN	RIGHT ANGLE	18
12	BLUE	LEFT ANGLE	18



"AMP" CONNECTOR
(2) PIN POWER CONNECTOR
P/N 770069-1
WITH MALE TERMINAL
P/N 770530-1

PIN #	COLOR	FUNCTION	AWG
1	GREEN/YELLOW	RELAY GROUND	18
2	N/A	N/A	N/A

BLACK NYLON, SLIT CONVOLUTED TUBING
1/2" NOMINAL I.D. X 36" LG.



PIN	COLOR
1	ORANGE
2	GREEN
3	BLACK
4	WHITE
5	PINK/BLK 3
6	PINK/BLK 2
7	BROWN 1
8	BROWN 2
9	BLUE

LEGEND:

- = "AMP" .250 Insul. Receptacle P/N 3-350819-2 (SINGLE)
- = PC BOARD CRIMP CONTACT, AMP SL-156 P/N 770476-1 (STRIP)
P/N 770522-1 (LOOSE PIECE)
- = "AMP" .250 Insul. Receptacle 3-520140-4 (DOUBLE)

- NOTE:**
- 1.) ALL WIRES ARE TO BE 18 AWG STRANDED AND TO THE COLORS AND TERMINATIONS SPECIFIED ABOVE.
 - 2.) LENGTHS ARE MEASURED BETWEEN DOTS.
 - 3.) -1/4" +1/2" TOLERANCE FOR ALL OTHER WIRE LENGTHS.
 - 4.) SEE LEGEND AND TABLE FOR ALL WIRE FITTINGS USED IN ASSEMBLY.

62130 PRINT REPRODUCED FOR
BLIZZARD TECHNICAL SERVICE USAGE.

DRAWING NAME: MAIN WIRING HARNESS FOR BLIZZARD 810 J/S SEAT BOX

DRAWN BY: SAG DATE: 8/26/03 CHECKED BY: EMAILED PDF DATE: 2/13/2004

SIZE: B SCALE: FULL SHEET: 1 of 1 DRAWING NO.: 50-0254-00 REV: A