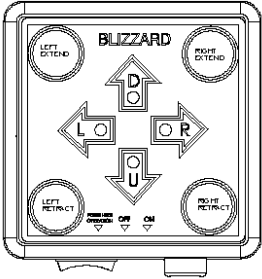


REV.	ZONE	DESCRIPTION	E.C.N. #	BY	DATE
A	-	INITIAL RELEASE	19483	FAC	07/31/03
B	-	PN WAS 7701021	19573	SAG	8/14/03
C	-	DELETED 18 AWG FROM NOTE 1	20534	SAG	1/29/04

B

BLIZZARD

POWER PLOW TOUCHPAD HARNESS


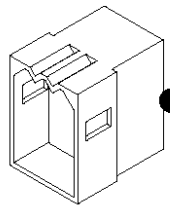


TYCO CONNECTOR P/N 172168-1 TYCO TERMINALS P/N 770904-1 M1		
PIN #	COLOR	FUNCTION
1	RED/BLACK	RIGHT WING IN
2	BLUE/WHITE	LEFT WING OUT
3	BLACK	GROUND (-)
4	WHITE	LIFT
5	RED/WHITE	RIGHT WING OUT
6	ORANGE	DOWN

C3

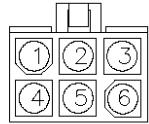
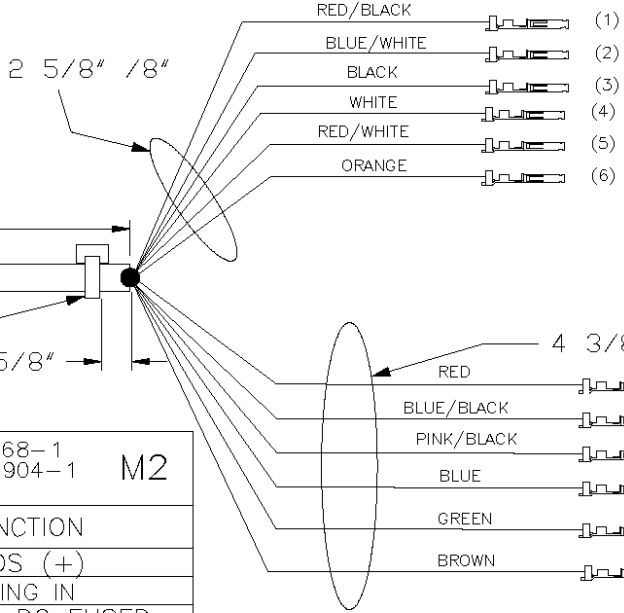
"AMP"
093 (12) PIN POWER CONNECTOR
P/N 770102-1
WITH MALE TERMINAL
P/N 770530-1

PIN #	COLOR	FUNCTION	AWG
1	RED/WHITE	RIGHT EXTEND	20
2	RED/BLACK	RIGHT RETRACT	20
3	RED	SWITCH 12 VOLT +	18
4	ORANGE	FLOAT	20
5	BLUE/WHITE	LEFT EXTEND	20
6	BLUE/BLACK	LEFT RETRACT	20
7	BLACK	GROUND	20
8	WHITE	LIFT	20
9	BROWN	PUMP SOLENOID	18
10	PINK/BLACK	12 (+) DC FUSED	20
11	GREEN	RIGHT ANGLE	20
12	BLUE	LEFT ANGLE	20



END VIEW
LOOKING AT
CONNECTOR
FACE

C

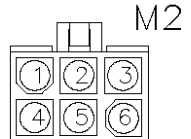


END VIEW
LOOKING AT
CONNECTOR
FACE

TYCO CONNECTOR
P/N 172168-1
TYCO TERMINALS
P/N 770904-1

M1

TYCO CONNECTOR P/N 172168-1 TYCO TERMINALS P/N 770904-1 M2		
PIN #	COLOR	FUNCTION
1	RED	POS (+)
2	BLUE/BLACK	LEFT WING IN
3	PINK/BLACK	12 (+) DC FUSED
4	BLUE	LEFT
5	GREEN	RIGHT
6	BROWN	PUMP SOLENOID



END VIEW
LOOKING AT
CONNECTOR
FACE

TYCO CONNECTOR
P/N 172168-1
TYCO TERMINALS
P/N 770904-1

M2

NOTES:

- 1.) ALL WIRES EXCEPT RED AND BROWN ARE TO BE 20 AWG AND TO THE COLORS AND TERMINATIONS SPECIFIED ABOVE.
- 2.) HARNESS SHROUD IS TO BE BLACK "NATVAR" 400/461-6 VW1 105C PVC TUBING OR EQUIVALENT
- 3.) ALL LENGTHS ARE MEASURED BETWEEN DOTS.
- 4.) ±1/16" TOLERANCE FOR ALL OTHER WIRE LENGTHS.
- 5.) SEE LEGEND AND TABLE FOR ALL WIRE FITTING USED IN ASSEMBLY.

62200 PRINT REPRODUCED FOR
BLIZZARD TECHNICAL SERVICE USAGE

DRAWING NAME: MAIN WIRING HARNESS FOR BLIZZARD PP TOUCHPAD CONTROL

DRAWN BY: SRL DATE: 07/14/02 CHECKED BY: EMAIL F0 PDF DATE: 2/13/2004

SIZE: B SCALE: FULL SHEET: 1 of 1 DRAWING NO.: 50-2976-00 REV: C