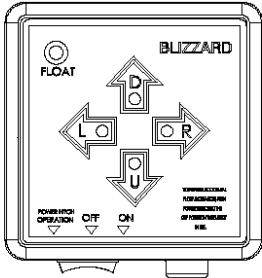


REV.	ZONE	DESCRIPTION	E.C.N. #	BY	DATE
A	-	INITIAL RELEASE	19482	FAC	07/31/03
B	-	P/N WAS 7701021, BLK AWG WAS N/A	19572	SAG	8/14/03
C	-	DELETED 18 AWG FROM NOTE 1	20533	SAG	1/29/04

B

BLIZZARD

STRAIGHT BLADE TOUCHPAD HARNESS



B

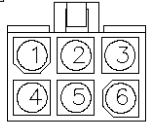
C3

"AMP"
093 (12) PIN POWER CONNECTOR
P/N 770102-1
WITH MALE TERMINAL
P/N 770530-1

PIN #	COLOR	FUNCTION	AWG
1	N/C	NOT USED	N/A
2	N/C	NOT USED	N/A
3	RED	SWITCH 12 VOLT +	18
4	ORANGE	FLOAT	20
5	N/C	NOT USED	N/A
6	N/C	NOT USED	N/A
7	BLACK	GROUND	20
8	WHITE	LIFT	20
9	BROWN	PUMP SOLENOID	18
10	PINK/BLACK	12 (+) DC FUSED	20
11	GREEN	RIGHT ANGLE	20
12	BLUE	LEFT ANGLE	20

TYCO CONNECTOR P/N 172168-1
TYCO TERMINALS P/N 770904-1 M1

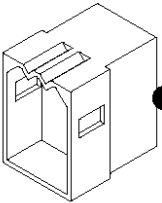
PIN #	COLOR	FUNCTION
1	N/A	N/A
2	N/A	N/A
3	BLACK	GROUND (-)
4	WHITE	LIFT
5	N/A	N/A
6	ORANGE	DOWN




M1

END VIEW
LOOKING AT
CONNECTOR
FACE

TYCO CONNECTOR
P/N 172168-1
TYCO TERMINALS
P/N 770904-1



C3



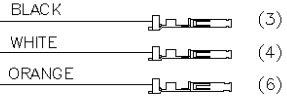
END VIEW
LOOKING AT
CONNECTOR
FACE

C

NOTES:

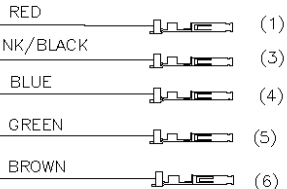
- 1.) ALL WIRES EXCEPT RED AND BROWN ARE TO BE 20 AWG AND TO THE COLORS AND TERMINATIONS SPECIFIED ABOVE.
- 2.) HARNESS SHROUD IS TO BE BLACK "NATVAR" 400/461-6 VW1 105C PVC TUBING OR EQUIVALENT
- 3.) ALL LENGTHS ARE MEASURED BETWEEN DOTS.
- 4.) ±1/16" TOLERANCE FOR ALL OTHER WIRE LENGTHS.
- 5.) SEE LEGEND AND TABLE FOR ALL WIRE FITTING USED IN ASSEMBLY.

2 5/8" / 8"

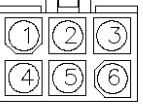


TIE WRAP

5/8"



M2



END VIEW
LOOKING AT
CONNECTOR
FACE

TYCO CONNECTOR
P/N 172168-1
TYCO TERMINALS
P/N 770904-1

TYCO CONNECTOR TYCO TERMINALS		P/N 172168-1 P/N 770904-1	M2
PIN #	COLOR	FUNCTION	
1	RED	POS (+)	
2	N/A	N/A	
3	PINK/BLACK	12 (+) DC FUSED	
4	BLUE	LEFT	
5	GREEN	RIGHT	
6	BROWN	PUMP SOLENOID	

62202

PRINT REPRODUCED FOR
BLIZZARD TECHNICAL SERVICE USAGE

DRAWING NAME MAIN WIRING HARNESS FOR BLIZZARD SB TOUCHPAD CONTROL			
DRAWN BY FAC	DATE 07/31/03	CHECKED BY EMAILED PDF	DATE 2/13/2004
SIZE B	SCALE FULL	DRAWING NO. 50-2975-00	REV C
SHEET 1 of 1			