

SECTION 14

HEADLIGHT ADAPTERS

PAGE 2-5 VEHICLE HEADLIGHT ADAPTER APPLICATION CHART

PAGE 6 ADAPTER KIT 38813038

ADAPTER KIT 38813039

PAGE 7 ADAPTER KIT 38813040

ADAPTER KIT 38813041

PAGE 8 ADAPTER KIT 38813042

ADAPTER KIT 38813043

PAGE 9 ADAPTER KIT 38813044

ADAPTER KIT 38813045

PAGE 10 ADAPTER KIT 38813046

ADAPTER KIT 38813047

PAGE 11 ADAPTER KIT 38813068

ADAPTER KIT 38813079

PAGE 12 ADAPTER KIT 38813081

ADAPTER KIT 38813083

PAGE 13 ADAPTER KIT 38813086

ADAPTER KIT 38813087

PAGE 14 ADAPTER KIT 38813088

ADAPTER KIT 38813090

PAGE 15 ADAPTER KIT 38813109

ADAPTER KIT 38813147

PAGE 16 ADAPTER KIT 38813112

PAGE 17 ADAPTER KIT 38813114

ADAPTER KIT 38813116

PAGE 18 ADAPTER KIT 38813118

ADAPTER KIT 38813148

PAGE 19 ADAPTER KIT 38813122

PAGE 20 ADAPTER KIT 38813126

HEADLIGHT ADAPTERS

2020 Hiniker Snowplow Headlight Adapter Chart

SEC
14

Chevrolet/GMC					
Model	Year	Bulb(S)		Adapter #	Note 1
				38813033, 38813034 Underhood W/Sure Seal Connectors	38813097 Underhood W/ CPC Connector
1500/2500/3500	2020-2019	Projector And Halogen	Inline Connector	38813141 (Must Use Turn Signal Adapter 38813078)	38813141
	2020-2019	LED	New Body Style	N/A	38813151
	2019	LED	Old Body Style	N/A	38813126
	2018-2016	1500 Only	Inline Connector	38813114 (Must Use Turn Signal Adapter 38813078)	38813114
	2018-2015	Projector And Halogen	HIR-2 AND H11/HB3	** 38813109	** 38813109
	2014	Projector	HIR-2	** 38813109	** 38813109
	2014-2007 (New Style)	4 H/L Composite	H11/HB3 In-Line Connector	* ** 38813109	** 38813081
	2007-2003 Classic Style	4 H/L Composite	HB3/HB4 (9005/9006)	38813042	38813042
	2002-1999	4 H/L Composite	HB3/HB4 (9005/9006)	38813046	38813046
		2 H/L Sealed	H6054	38813038	38813038
	1998-1992	4 H/L Composite	HB3/HB4 (9005/9006)	38813042	38813042
		2 H/L Sealed	H6054	38813038	38813038
	1991-1988	4 H/L Composite	HB3/HB4 (9005/9006)	38813042	38813042
		4 H/L Sealed	H4701/H4703	38813041	38813041
		2 H/L Sealed	H6054	38813038	38813038
	1987-1981	4 H/L Sealed	H4701/H4703	38813041	38813039
		2 H/L Sealed	H6054	38813038	38813038
	1980-1979	2 H/L Sealed	H6024/H6054	38813038	38813038
1978-1973	2 H/L Sealed	H6054	38813038	38813038	
4500/5500	2010-2003	2 H/L Sealed	H6054 In-Line Connector	** 38813086	** 38813086
		4 H/L Composite	H11/HB3 In-Line Connector	** 38813086	** 38813086
Colorado/ Canyon/ S-Series	2012-2004	4 H/L Composite	HB3/HB4 (9005/9006)	38813046	38813046
		2 H/L Sealed	H6054	38813038	38813038
	2003-1989	4 H/L Composite	HB3/HB4 (9005/9006)	38813046	38813046
	1997-1995	4 H/L Composite	HB3/HB4 (9005/9006)	38813042	38813042
		2 H/L Sealed	H4666	38813043	38813043

2020 Hiniker Snowplow Headlight Adapter Chart

Chevrolet/GMC					
Model	Year	Bulb(S)		Adapter #	Note 1
				38813033, 38813034 Underhood W/Sure Seal Connectors	38813097 Underhood W/ CPC Connector
Tahoe/ Yukon/ Suburban	2018-2015	Halogen And Projector	HIR2 And H11/HB3	38813109 (Must Use Turn signal Adapter 38813078)	38813109
	2014-2007	4 H/L Composite	H11/HB3 Inline Connector	* ** 38813083	** 38813081
		2 H/L Composite	H13(9008)	* 38813079	38813068
	2006-2003	4 H/L Composite	HB3/HB4 (9005/9006)	38813042	38813042
		2 H/L Sealed	H6054	38813038	38813038
	2002-1999	4 H/L Composite	HB3/HB4 (9005/9006)	38813046	38813046
		2 H/L Sealed	H6054	38813038	38813038
	1998-1992	4 H/L Composite	HB3/HB4 (9005/9006)	38813042	38813042
		2 H/L Sealed	H6054	38813038	38813038
	1991-1989	4 H/L Sealed	H4701/H4703	38813041	38813041
		2 H/L Sealed	H6054	38813038	38813038
	1988-1987	4 H/L Sealed	H4651/H4656	38813039	38813039
		2 H/L Sealed	H6054	38813038	38813038
	Nissan				
Model	Year	Bulb(S)		Adapter #	Note 1
				38813033, 38813034 Underhood W/Sure Seal Connectors	38813097 Underhood W/ CPC Connector
Titan	2018-2017	4 H/L Composite	H11/HB3	38813038	38813038
	2016-2007	4 H/L Composite	HB3/HB4 (9005/9006)	* 38813087	38813046
	2006-2004	4 H/L Composite	HB3/HB4 (9005/9006)	38813046	38813046
Titan XD	2018-2019	LED	LED	N/A	38813145
Toyota					
Model	Year	Bulb(S)		Adapter #	Note 1
				38813033, 38813034 Underhood W/Sure Seal Connectors	38813097 Underhood W/ CPC Connector
Tundra	2019	LED	LED	N/A	38813136
	2018-2014	2 H/L Composite	HB2	38813038	38813038
	2013-2007	4 H/L Composite	HB3/(9005)/H11	38813088	38813088

S E C 14

HEADLIGHT ADAPTERS

2020 Hiniker Snowplow Headlight Adapter Chart

SEC 14

Dodge					
Model	Year	Bulb(S)		Adapter #	Note 1
				38813033, 38813034 Underhood W/Sure Seal Connectors	38813097 Underhood W/ CPC Connector
1500	2015-2014	4 H/L Projector	HIR2/9005	38813087	38813046
	2015-2009	4 H/L Composite	H11/9005 Inline Connector	** 38813079	** 38813068
	2012-2006	2 H/L Composite	H13(9008)	* 38813079	38813068
	2005-2002	2 H/L Composite	HB5 (9007)	38813040	38813040
	2001-1994	2 H/L Composite	HB1 (9004)	38813044	38813044
		4 H/L Composite	HB1/HB5 (9004, 9007 Sport)	38813045	38813045
	1993-1980	2 H/L Sealed	H6054	38813038	38813038
		4 H/L Sealed	4651/4656	38813039	38813039
1979-1972	2 H/L Sealed	H6024	38813038	38813038	
2500/3500	2020-2019	Halogen	Inline Connector	38813148	38813148
	2020-2019	LED	LED	N/A	38813152
	2019-2016	2 H/L Composite	9005/9006	38813116	38813116
	2019-2013	4 H/L Proejctor	HIR2/9005	38813087	38813046
	2019-2009	4 H/L Composite	H11/9005 Inline Connector	** 38813079	** 38813068
	2012-2006	2 H/L Composite	H13(9008)	* 38813079	38813068
	2005-2003	2 H/L Composite	HB5 (9007)	38813040	38813040
	2002-1994	2 H/L Composite	HB1 (9004)	38813044	38813044
		4 H/L Composite	HB1/HB5 (9004, 9007 Sport)	38813045	38813045
	1993-1983	2 H/L Sealed	H6054	38813038	38813038
	1982-1980	4 H/L Sealer	H4651/H4656	38813039	38813039
	1979-1972	2 H/L Sealed	H6024	38813038	38813038
4500/5500	2016-2008	2 H/L Composite	H13 (9008)	* 38813079	38813068
Dakota	2011-2005	2 H/L Composite	H13 (9008)	* 38813079	38813068
	2004-2000	2 H/L Composite	HB5 (9007)	38813040	38813040

Sterling					
Model	Year	Bulb(S)		Adapter #	Note 1
				38813033, 38813034 Underhood W/Sure Seal Connectors	38813097 Underhood W/ CPC Connector
Bullet	2009-2008	2 H/L Composite	HB13 (9008)	* 38813079	38813068

Jeep					
Model	Year	Bulb(S)		Adapter #	Note 1
				38813033, 38813034 Underhood W/Sure Seal Connectors	38813097 Underhood W/ CPC Connector
Wrangler	2019	2 H/L Composite	Halogen	38813139	38813139
	2018-2007	2 H/L Composite	H13 (9008)	* 38813079	38813068
	2006-1997	2 H/L Sealed	H6024	38813038	38813038

2020 Hiniker Snowplow Headlight Adapter Chart

Ford					
Model	Year	Bulb(S)		Adapter #	Note 1
				38813033, 38813034 Underhood W/Sure Seal Connectors	38813097 Underhood W/ CPC Connector
F150	2019-2016	LED	LED	NA	38813122
	2019-2016	Halogen (4 pin)	9005/H11	38813118	38813118
	2015-2013 See note 2	2 H/L Composite	H13 (9008)	* 38813079	38813068
	2010-2009	2 H/L Composite	H13 (9008)	* 38813079	38813068
	2008-2004	2 H/L Composite	H13 (9008)	38813068	38813068
	2003-1992	2 H/L Composite	HB5 (9007)	38813040	38813040
	1991-1987	2 H/L Composite	HB1 (9004)	38813044	38813044
	1986-1980	2 H/L Sealed	H6054	38813038	38813038
F250-F550	2019-2016	Quad Halogen	HB3 (9005)/H11	Will not work with Sure Seal Harness	38813112
	2016-2008	2 H/L Composite	H13 (9008)	* 38813079	38813068
		2 H/L Sealed	H6054	* 38813090	38813038
	2007-2005	2 H/L Composite	H13 (9008)	38813068	38813068
		2 H/L Sealed	H6054	38813038	38813038
	2004-1999	2 H/L Composite	HB5 (9007)	38813040	38813040
		2 H/L Sealed	H6054	38813038	38813038
	1998-1992	2 H/L Composite	HB5 (9007)	38813040	38813040
	1991-1987	2 H/L Composite	HB1 (9004)	38813044	38813044
	1986-1980	2 H/L Sealed	H6054	38813038	38813038
Ranger	2001-1996	2 H/L Composite	HB5 (9007)	38813040	38813040

S E C 14

Note 1: 38813033, and 38813034 harnesses were used on models 700, 750, 2752, 2802, 2852 for model year 2011. It was also used on all plows produced from 2000 to 2010, with Sure Seal connectors. This harness is not recommended on any vehicle that is newer than 2011.

38813097 harness was used on models 9851, 9860, 9951, 9960, 6801, 6901, 7802, 7902, 8802, 8902, 10331 and 10322 for model year 2011 and will be used on all models starting in 2012. This harness has an AMP Circular Plastic Connector (CPC) for the grill connection.

Note 2: F150 with 6.2 L Engine and XLT, FX, Lariat and Platinum trim packages only. Requires relocation of Outside Air Temp sensor. No adapters available for HID headlamps.

Note 3: N/A indicates that the 38813033 and 38813034 underhood harnesses are not supported on those vehicles.

Note 4: Any vehicle newer than 2014 SHOULD use the 38813097 underhood harness. Older harnesses on newer vehicles can cause error codes and shut down the headlights.

* Kit Contains Turn Signal Relay Kit

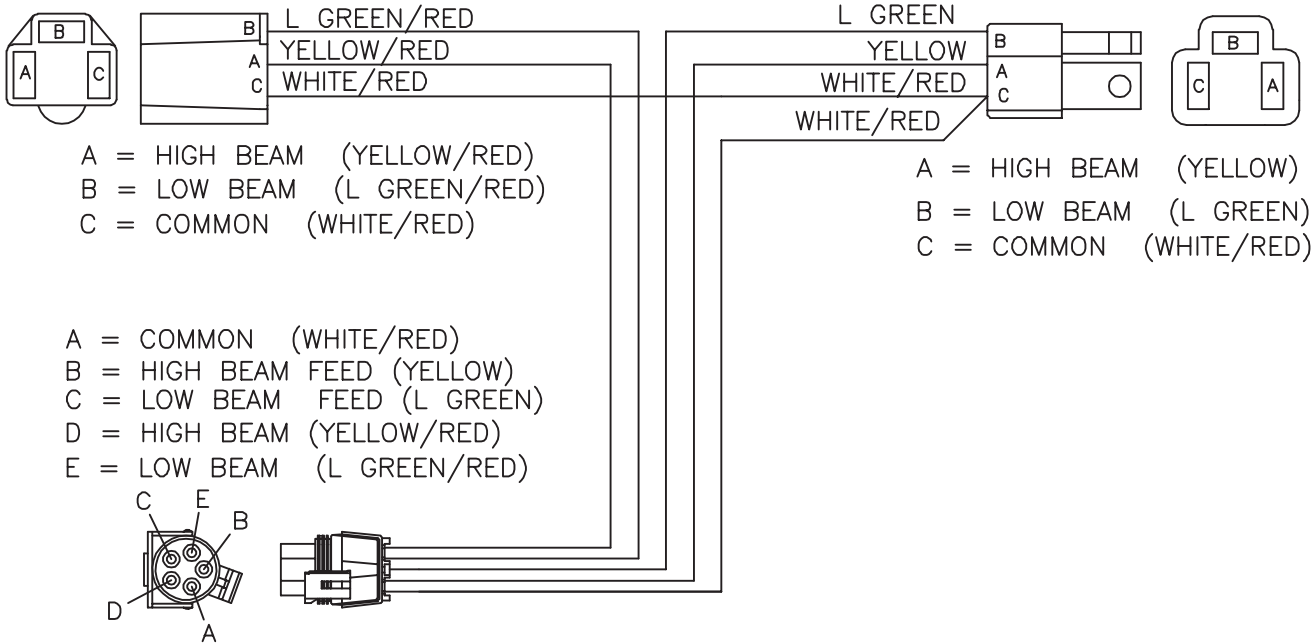
** Adapters Plug into a 5 Pin Inline or 8 Pin Dual Row Headlamp Harness Connection Located Behind the Headlamp Assembly.

Dodge also plugs into a harness on sport packages with quad headlights.

Kits with Turn Signal Adapters (For harnesses with sure seal connectors)		
* Kit Number	Adapter Number	Turn Signal Relay Kit
38813079	38813068	38813078
38813083	38813081	38813078
38813087	38813046	38813078
38813090	38813038	38813078

HEADLIGHT ADAPTERS

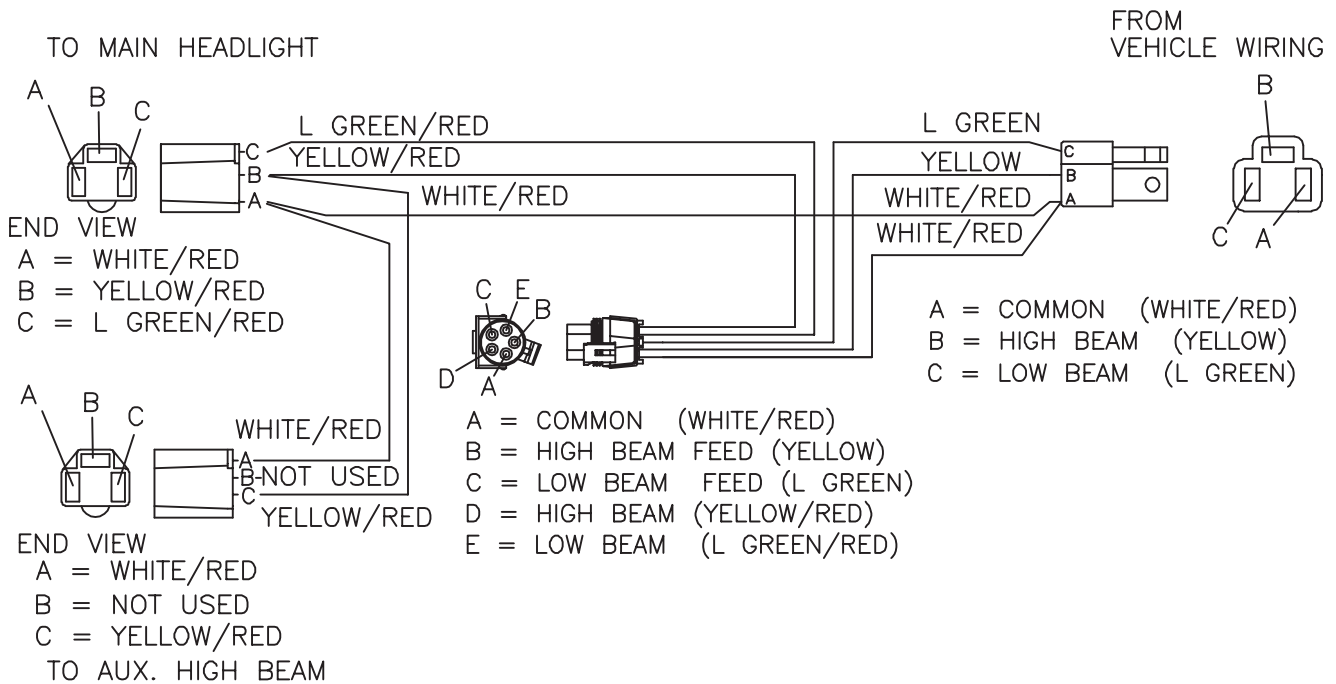
ADAPTER KIT 38813038



DWG. NO. 3867

REF. NO.	PART NUMBER	DESCRIPTION	QTY.	REF. NO.	PART NUMBER	DESCRIPTION	QTY.
	38813038	Adapter Kit (Contains 2 Adapters)	1				

ADAPTER KIT 38813039



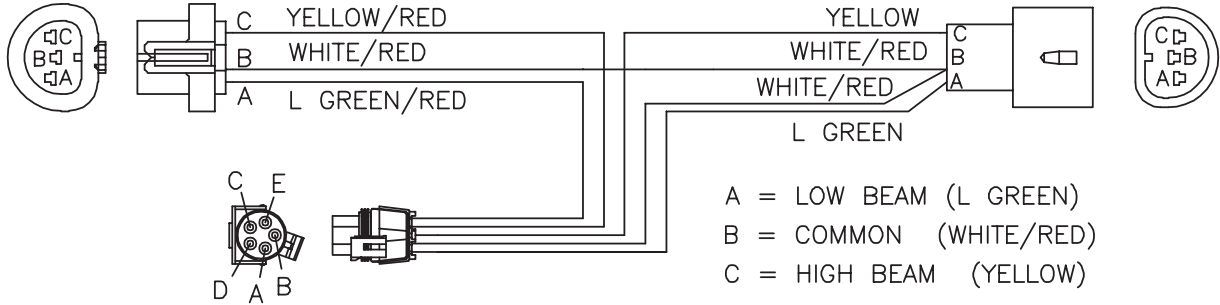
DWG. NO. 3873

REF. NO.	PART NUMBER	DESCRIPTION	QTY.	REF. NO.	PART NUMBER	DESCRIPTION	QTY.
	38813039	Adapter Kit (Contains 2 Adapters)	1				

HEADLIGHT ADAPTERS

ADAPTER KIT 38813040

- A = LOW BEAM (L GREEN/RED)
- B = COMMON (WHITE/RED)
- C = HIGH BEAM (YELLOW/RED)



- A = COMMON (WHITE/RED)
- B = HIGH BEAM FEED (YELLOW)
- C = LOW BEAM FEED (L GREEN)
- D = HIGH BEAM (YELLOW/RED)
- E = LOW BEAM (L GREEN/RED)

DWG. NO. 3869

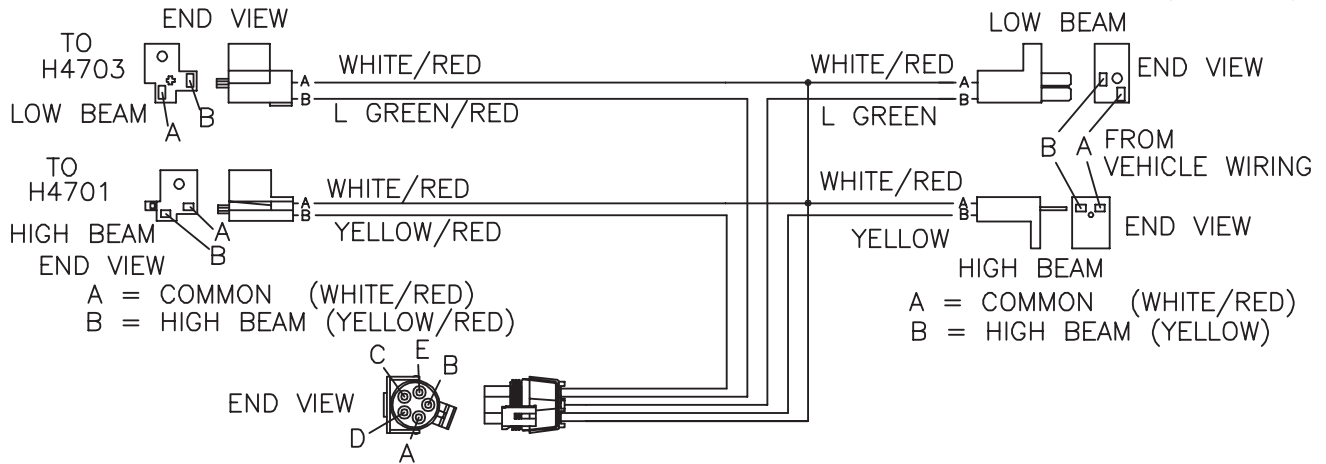
REF. NO.	PART NUMBER	DESCRIPTION	QTY.	REF. NO.	PART NUMBER	DESCRIPTION	QTY.
	38813040	Adapter Kit (Contains 2 Adapters)	1				

SEC 14

ADAPTER KIT 38813041

- A = COMMON (WHITE/RED)
- B = LOW BEAM (L GREEN/RED)

- A = COMMON (WHITE/RED)
- B = LOW BEAM (L GREEN)



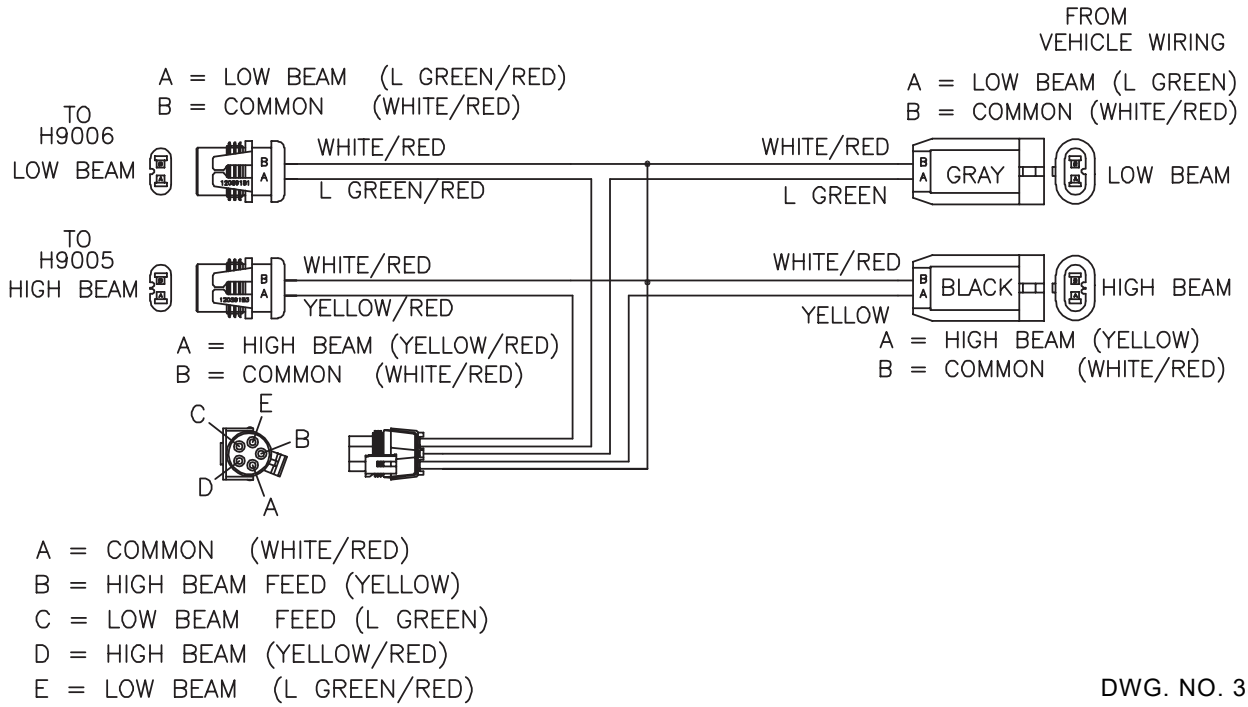
- A = COMMON (WHITE/RED)
- B = HIGH BEAM FEED (YELLOW)
- C = LOW BEAM FEED (L GREEN)
- D = HIGH BEAM (YELLOW/RED)
- E = LOW BEAM (L GREEN/RED)

DWG. NO. 3871

REF. NO.	PART NUMBER	DESCRIPTION	QTY.	REF. NO.	PART NUMBER	DESCRIPTION	QTY.
	38813041	Adapter Kit (Contains 2 Adapters)	1				

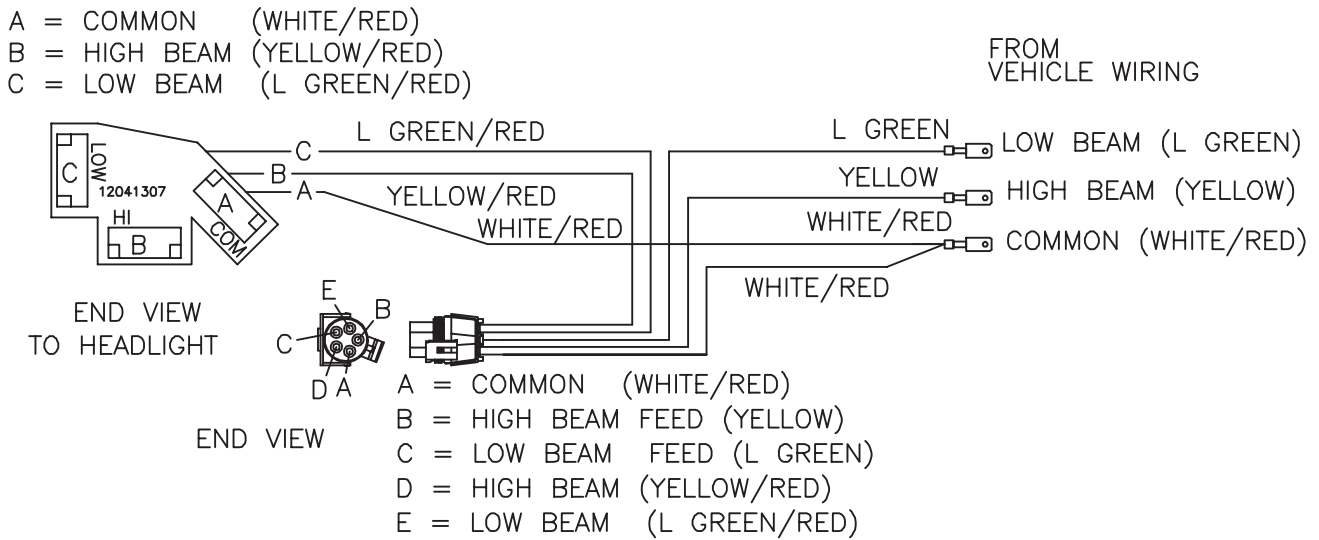
HEADLIGHT ADAPTERS

ADAPTER KIT 38813042



REF. NO.	PART NUMBER	DESCRIPTION	QTY.	REF. NO.	PART NUMBER	DESCRIPTION	QTY.
	38813042	Adapter Kit (Contains 2 Adapters)	1				

ADAPTER KIT 38813043

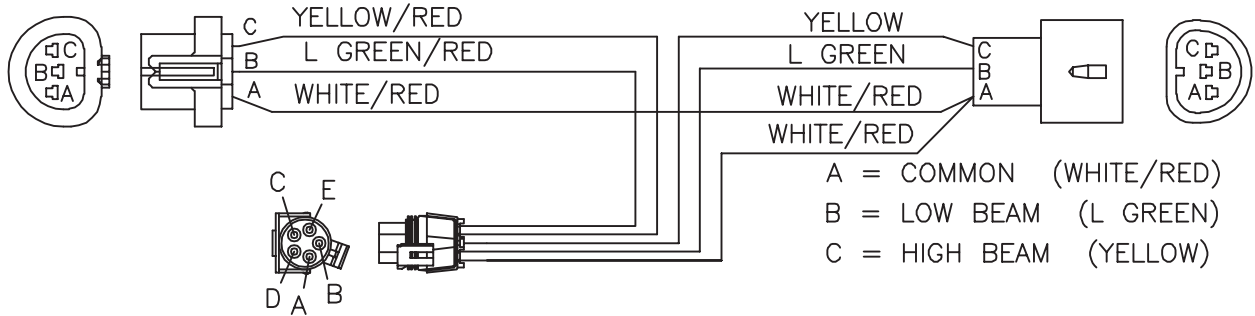


REF. NO.	PART NUMBER	DESCRIPTION	QTY.	REF. NO.	PART NUMBER	DESCRIPTION	QTY.
	38813043	Adapter Kit (Contains 2 Adapters)	1				

HEADLIGHT ADAPTERS

ADAPTER KIT 38813044

- A = COMMON (WHITE/RED)
- B = LOW BEAM (L GREEN/RED)
- C = HIGH BEAM (YELLOW/RED)



- A = COMMON (WHITE/RED)
- B = LOW BEAM (L GREEN)
- C = HIGH BEAM (YELLOW)

- A = COMMON (WHITE/RED)
- B = HIGH BEAM FEED (YELLOW)
- C = LOW BEAM FEED (L GREEN)
- D = HIGH BEAM (YELLOW/RED)
- E = LOW BEAM (L GREEN/RED)

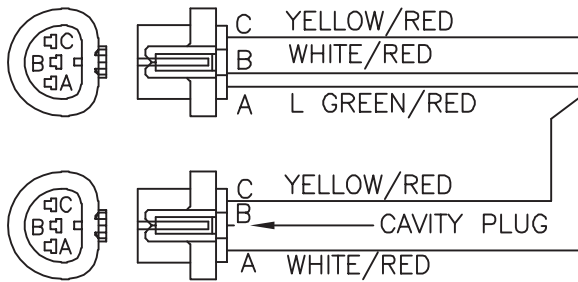
DWG. NO. 3868

REF. NO.	PART NUMBER	DESCRIPTION	QTY.	REF. NO.	PART NUMBER	DESCRIPTION	QTY.
	38813044	Adapter Kit (Contains 2 Adapters)	1				

SEC 14

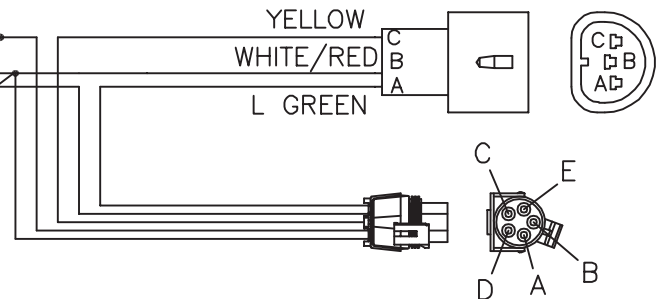
ADAPTER KIT 38813045

TO H9007
HIGH/LOW BEAM HEADLIGHT



TO H9004
HIGH BEAM HEADLIGHT

FROM
HIGH/LOW BEAM
HEADLIGHT HARNESS



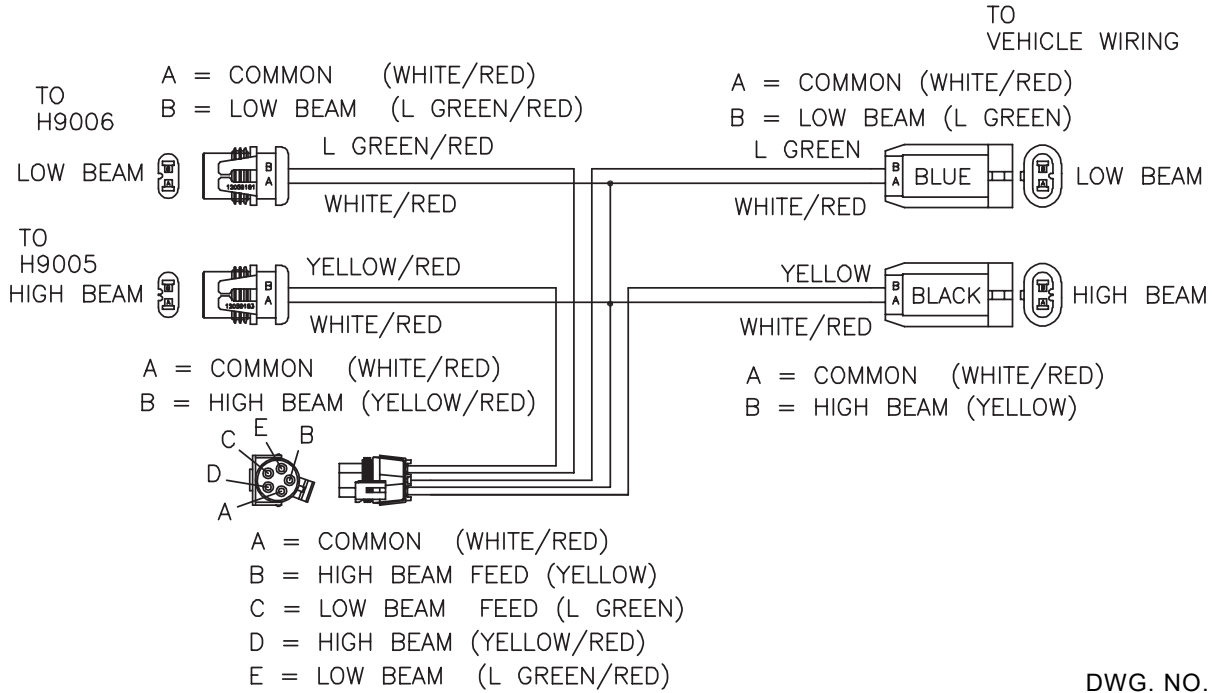
- A = COMMON (WHITE/RED)
- B = HIGH BEAM FEED (YELLOW)
- C = LOW BEAM FEED (L GREEN)
- D = HIGH BEAM (YELLOW/RED)
- E = LOW BEAM (L GREEN/RED)

DWG. NO. 3874

REF. NO.	PART NUMBER	DESCRIPTION	QTY.	REF. NO.	PART NUMBER	DESCRIPTION	QTY.
	38813045	Adapter Kit (Contains 2 Adapters)	1				

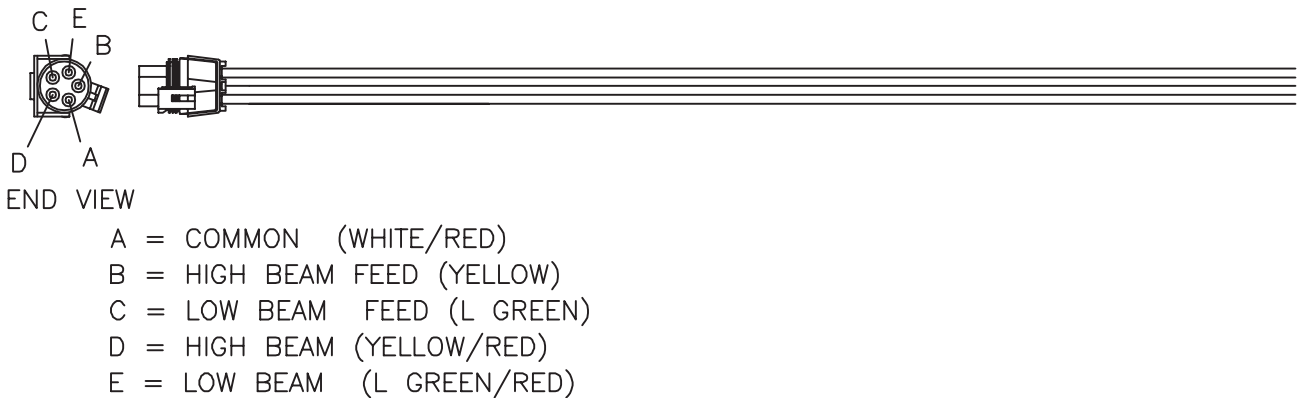
HEADLIGHT ADAPTERS

ADAPTER KIT 38813046



REF. NO.	PART NUMBER	DESCRIPTION	QTY.	REF. NO.	PART NUMBER	DESCRIPTION	QTY.
	38813046	Adapter Kit (Contains 2 Adapters)	1				

ADAPTER KIT 38813047



REF. NO.	PART NUMBER	DESCRIPTION	QTY.	REF. NO.	PART NUMBER	DESCRIPTION	QTY.
	38813047	Adapter Kit (Contains 2 Adapters)	1				

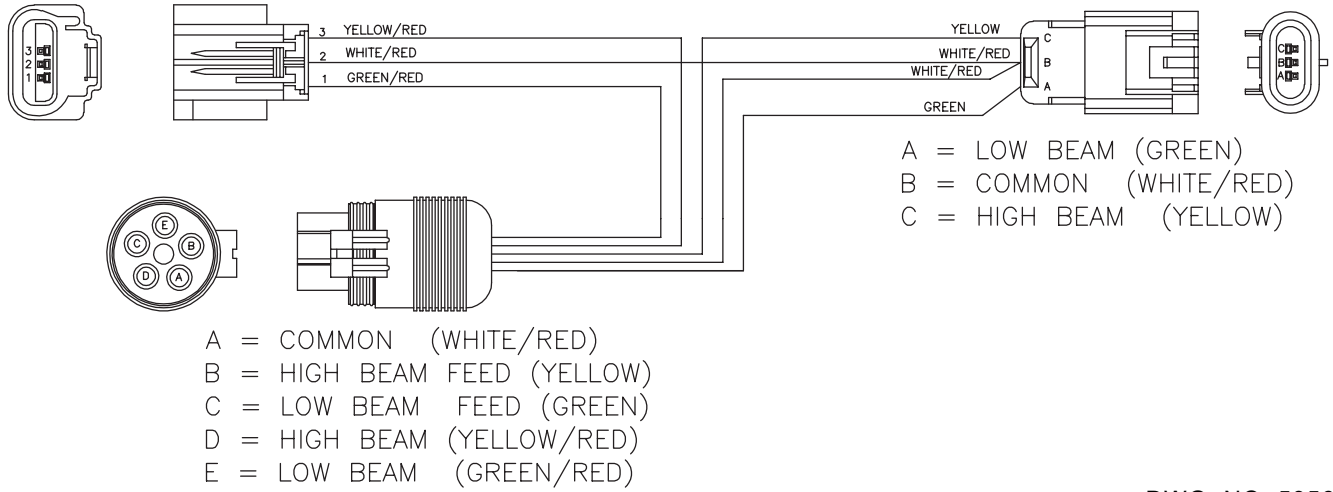
HEADLIGHT ADAPTERS

ADAPTER KIT 38813068

- 1 = LOW BEAM (GREEN/RED)
- 2 = COMMON (WHITE/RED)
- 3 = HIGH BEAM (YELLOW/RED)

TO H9008 HEADLIGHT

FROM TRUCK HEADLIGHT WIRING

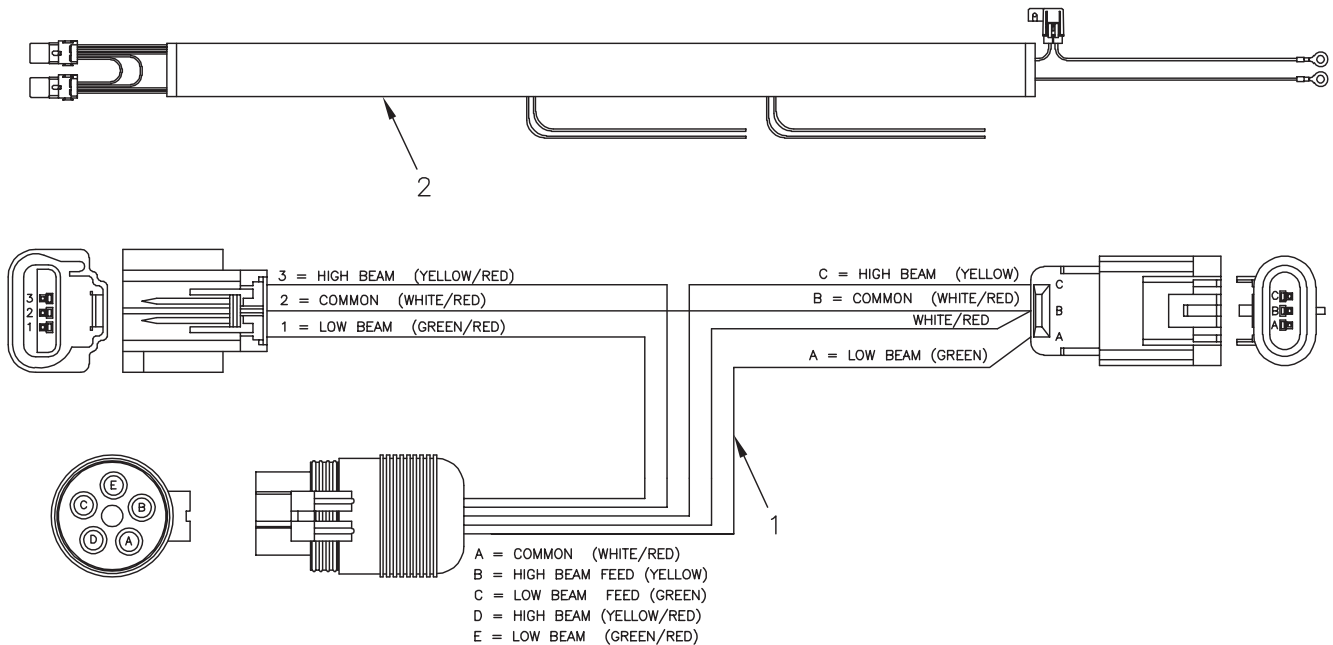


DWG. NO. 5356

REF. NO.	PART NUMBER	DESCRIPTION	QTY.	REF. NO.	PART NUMBER	DESCRIPTION	QTY.
	38813068	Adapter Kit (Contains 2 Adapters)	1				

SEC 14

ADAPTER KIT 38813079

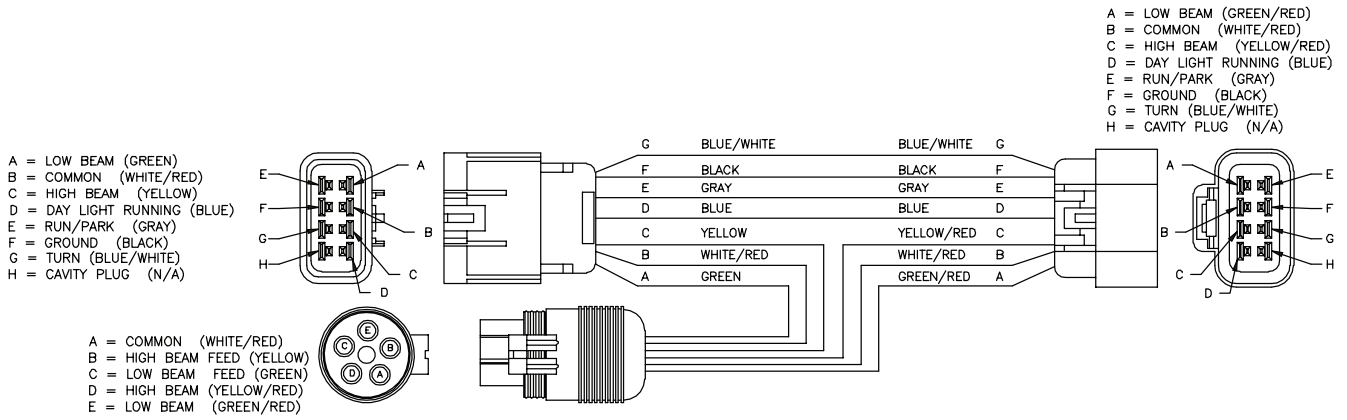


DWG. NO. 5884

REF. NO.	PART NUMBER	DESCRIPTION	QTY.	REF. NO.	PART NUMBER	DESCRIPTION	QTY.
1	38813079	Adapter Kit (Items 1 & 2)	1	2	38813078	Adapter Kit, Turn Signal	1
	38813068	Adapter Kit (Contains 2 Adapters)	1				

HEADLIGHT ADAPTERS

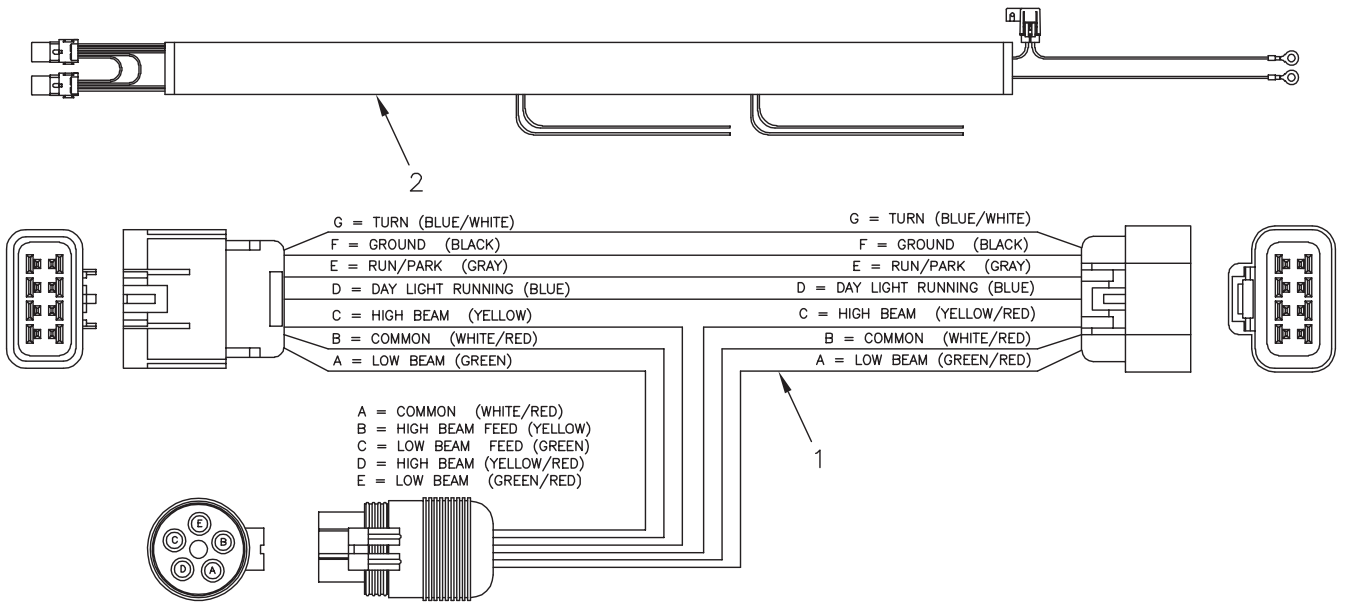
ADAPTER KIT 38813081



DWG. NO. 7530

REF. NO.	PART NUMBER	DESCRIPTION	QTY.	REF. NO.	PART NUMBER	DESCRIPTION	QTY.
	38813081	Adapter Kit (Contains 2 Adapters)	1				

ADAPTER KIT 38813083



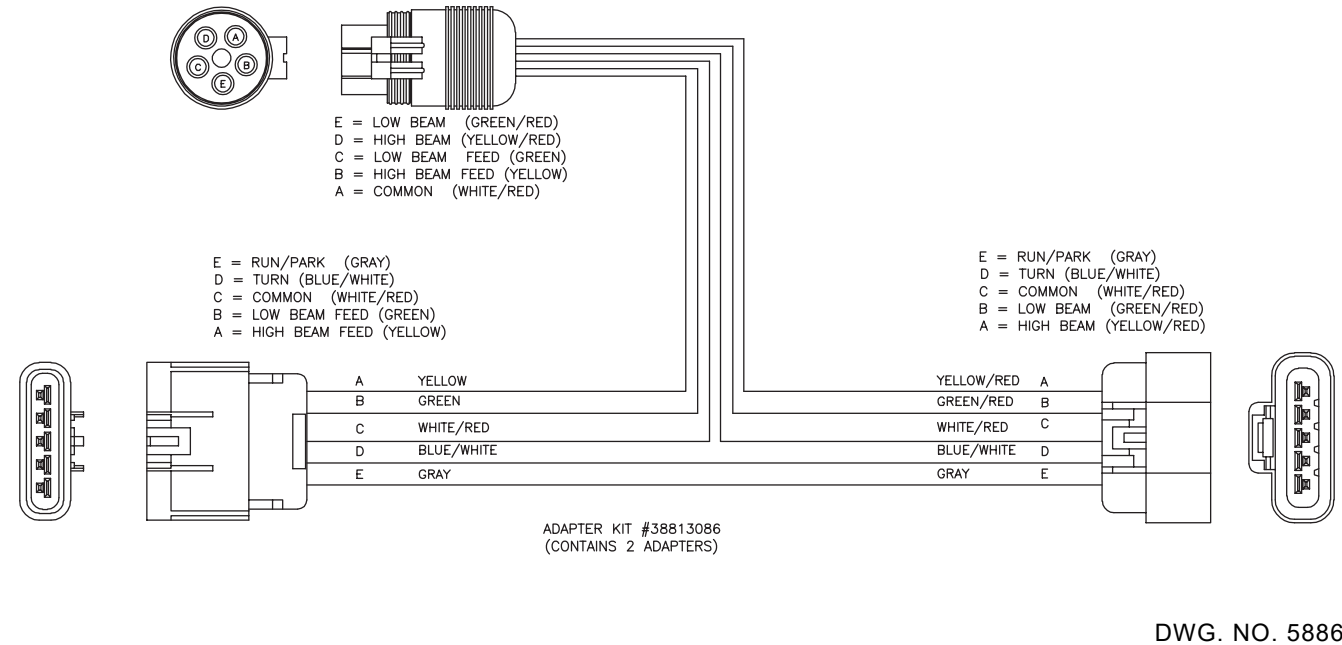
DWG. NO. 5885

REF. NO.	PART NUMBER	DESCRIPTION	QTY.	REF. NO.	PART NUMBER	DESCRIPTION	QTY.
1	38813083	Adapter Kit (Items 1 & 2)	1	2	38813078	Adapter Kit, Turn Signal	1
	38813081	Adapter Kit (Contains 2 Adapters)	1				

SEC 14

HEADLIGHT ADAPTERS

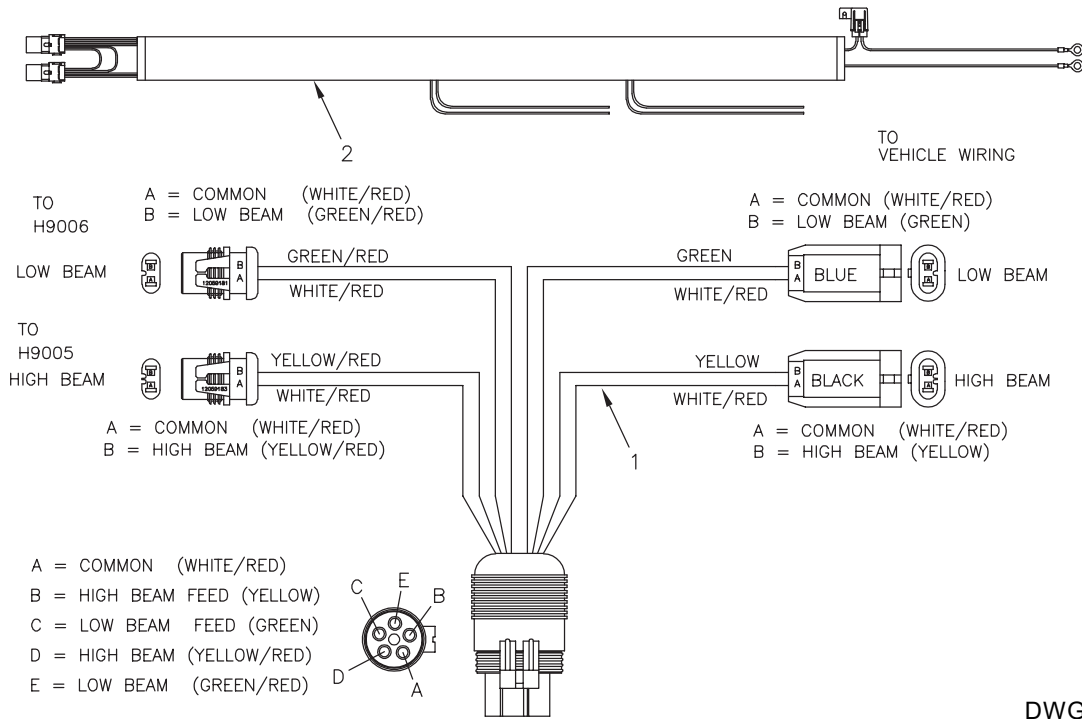
ADAPTER KIT 38813086



S
C
E
M
14

REF. NO.	PART NUMBER	DESCRIPTION	QTY.	REF. NO.	PART NUMBER	DESCRIPTION	QTY.
	38813086	Adapter Kit (Contains 2 Adapters)	1				

ADAPTER KIT 38813087

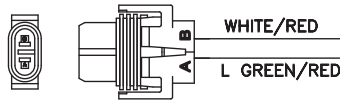


REF. NO.	PART NUMBER	DESCRIPTION	QTY.	REF. NO.	PART NUMBER	DESCRIPTION	QTY.
1	38813087	Adapter Kit (Items 1 & 2)	1	2	38813078	Adapter Kit, Turn Signal	1
	38813046	Adapter Kit (Contains 2 Adapters)	1				

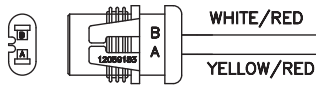
HEADLIGHT ADAPTERS

ADAPTER KIT 38813088

TO TRUCK HEADLIGHTS

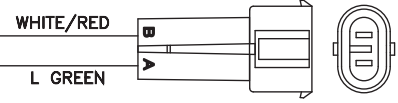


A = LOW BEAM (GREEN/RED)
B = COMMON (WHITE/RED)



A = HIGH BEAM (YELLOW/RED)
B = COMMON (WHITE/RED)

TO VEHICLE WIRING

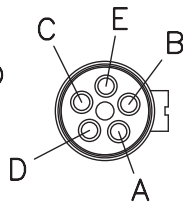


A = LOW BEAM (GREEN)
B = COMMON (WHITE/RED)



A = HIGH BEAM (YELLOW)
B = COMMON (WHITE/RED)


A = COMMON (WHITE/RED) (X4)
B = HIGH BEAM FEED (YELLOW)
C = LOW BEAM FEED (GREEN)
D = HIGH BEAM (YELLOW/RED)
E = LOW BEAM (GREEN/RED)



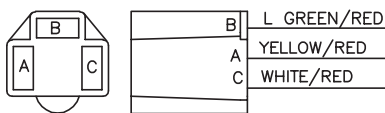
DWG. NO. 6192

REF. NO.	PART NUMBER	DESCRIPTION	QTY.	REF. NO.	PART NUMBER	DESCRIPTION	QTY.
	38813088	Adapter Kit (Contains 2 Adapters)	1				

ADAPTER KIT 38813090

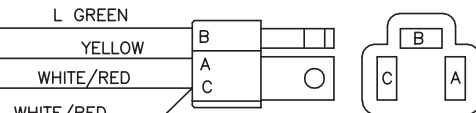


TO HEADLIGHT

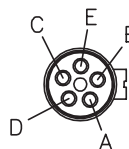


A = HIGH BEAM (YELLOW/RED)
B = LOW BEAM (L GREEN/RED)
C = COMMON (WHITE/RED)

FROM VEHICLE WIRING



A = HIGH BEAM (YELLOW)
B = LOW BEAM (L GREEN)
C = COMMON (WHITE/RED)



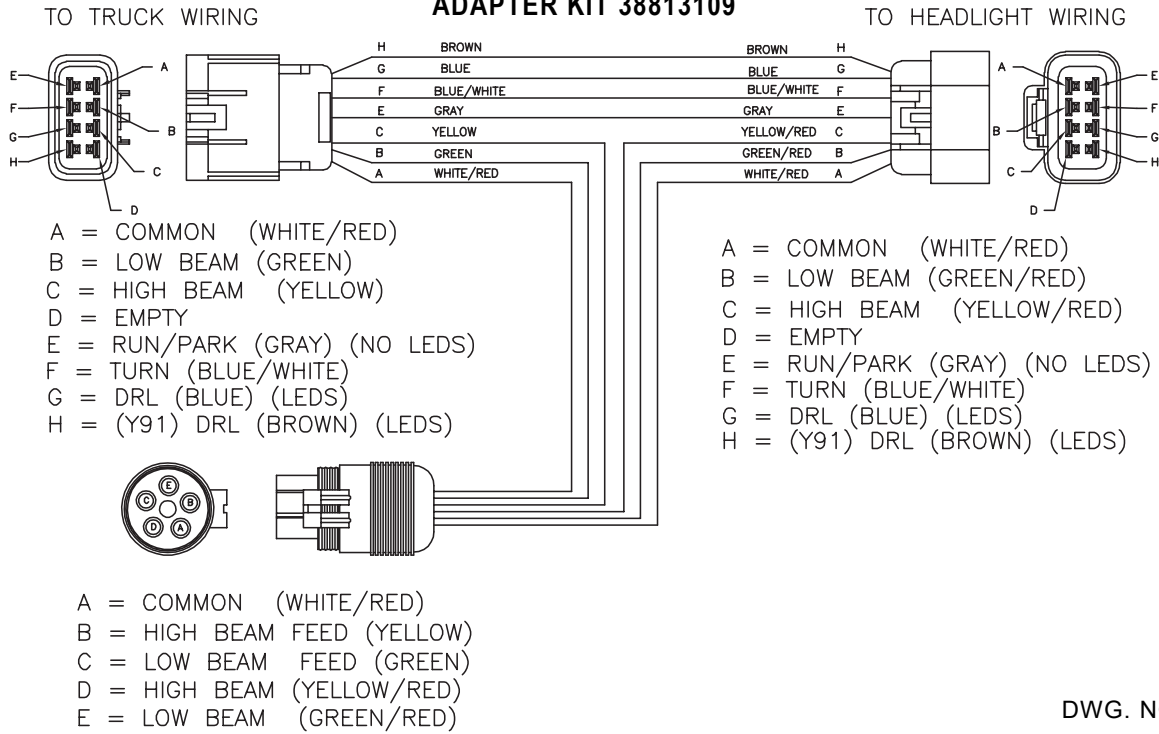
A = COMMON (WHITE/RED)
B = HIGH BEAM FEED (YELLOW)
C = LOW BEAM FEED (L GREEN)
D = HIGH BEAM (YELLOW/RED)
E = LOW BEAM (L GREEN/RED)

DWG. NO. 6193

REF. NO.	PART NUMBER	DESCRIPTION	QTY.	REF. NO.	PART NUMBER	DESCRIPTION	QTY.
1	38813090	Adapter Kit (Items 1 & 2)	1	2	38813078	Adapter Kit, Turn Signal	1
	38813038	Adapter Kit (Contains 2 Adapters)	1				

HEADLIGHT ADAPTERS

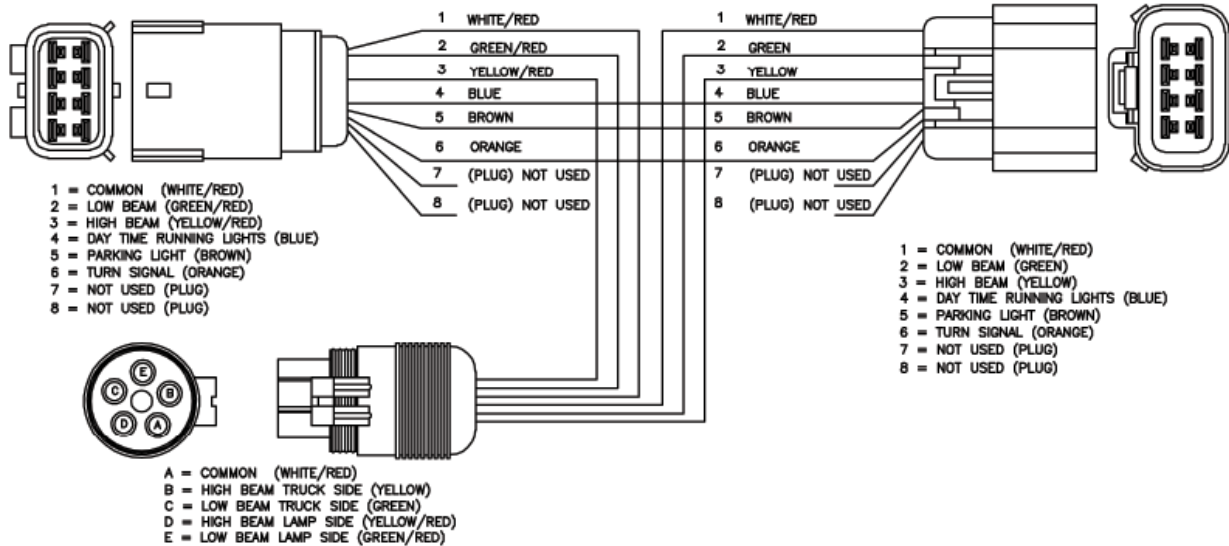
ADAPTER KIT 38813109



DWG. NO. 7014

REF. NO.	PART NUMBER	DESCRIPTION	QTY.	REF. NO.	PART NUMBER	DESCRIPTION	QTY.
	38813109	Adapter Kit (Contains 2 Adapters)	1				

ADAPTER KIT 38813147

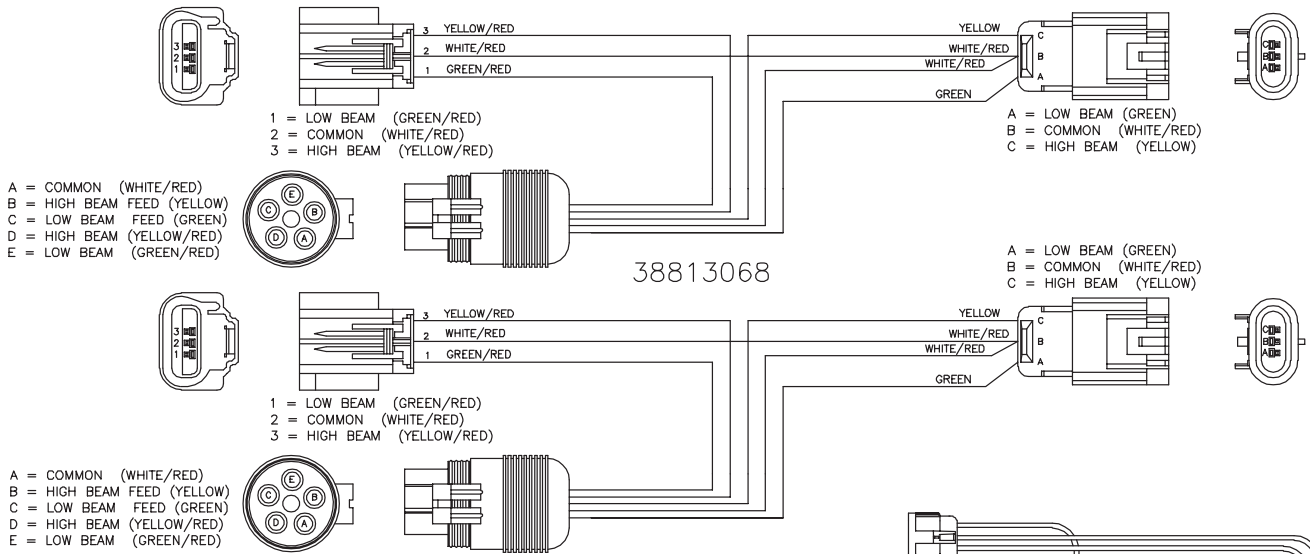


DWG. NO. 7740

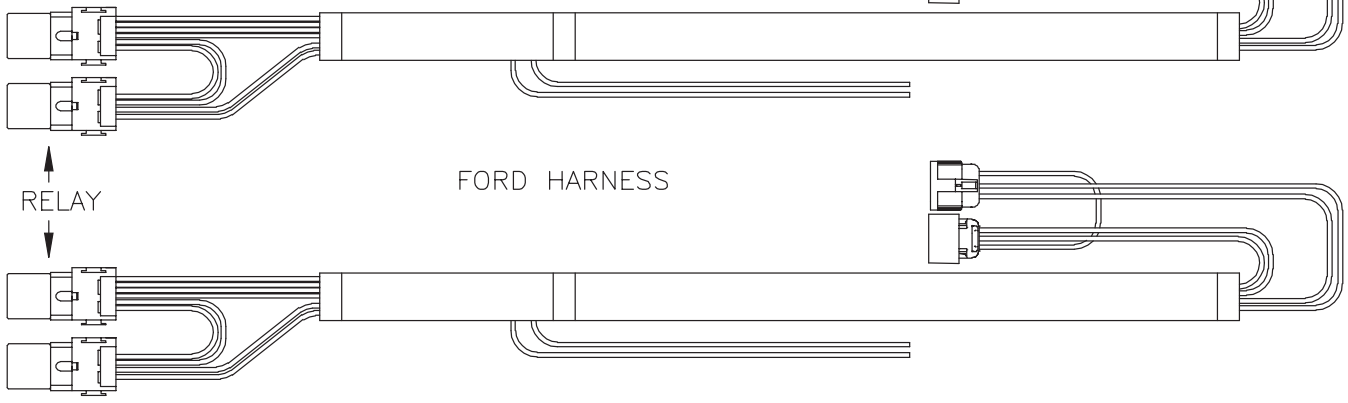
REF. NO.	PART NUMBER	DESCRIPTION	QTY.	REF. NO.	PART NUMBER	DESCRIPTION	QTY.
1	38813147	Adapter Kit (Contains 2 Adapters)	1				

HEADLIGHT ADAPTERS

ADAPTER KIT 38813112



SEC 14



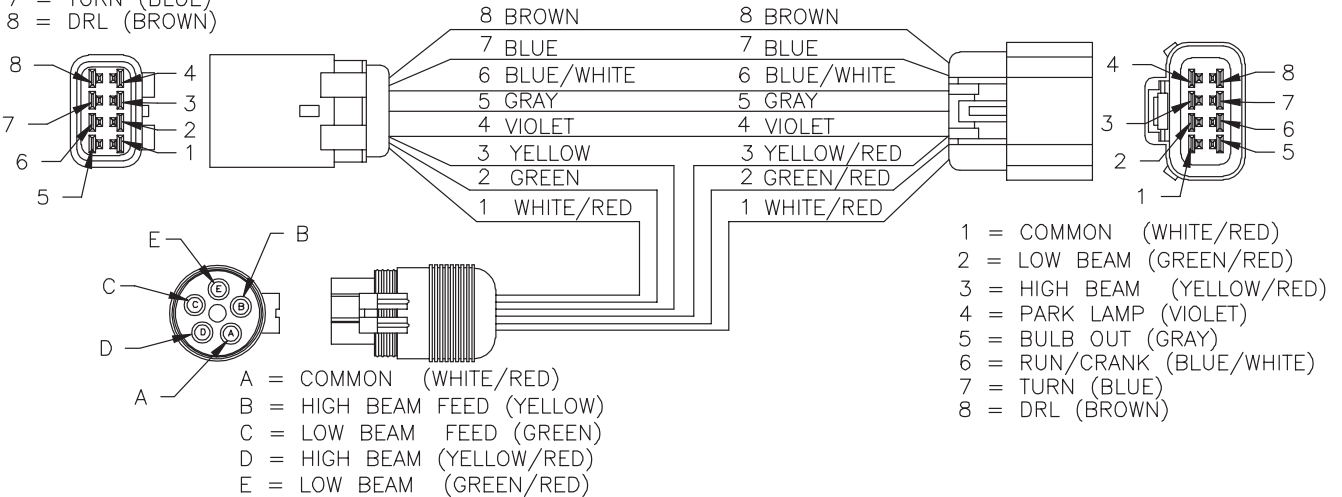
DWG. NO. 7385

REF. NO.	PART NUMBER	DESCRIPTION	QTY.	REF. NO.	PART NUMBER	DESCRIPTION	QTY.
	38813112	Adapter Kit (Contains 2 Adapters)	1				

HEADLIGHT ADAPTERS

ADAPTER KIT 38813114

- 1 = COMMON (WHITE/RED)
- 2 = LOW BEAM (GREEN)
- 3 = HIGH BEAM (YELLOW)
- 4 = PARK LAMP (VIOLET)
- 5 = BULB OUT (GRAY)
- 6 = RUN/CRANK (BLUE/WHITE)
- 7 = TURN (BLUE)
- 8 = DRL (BROWN)

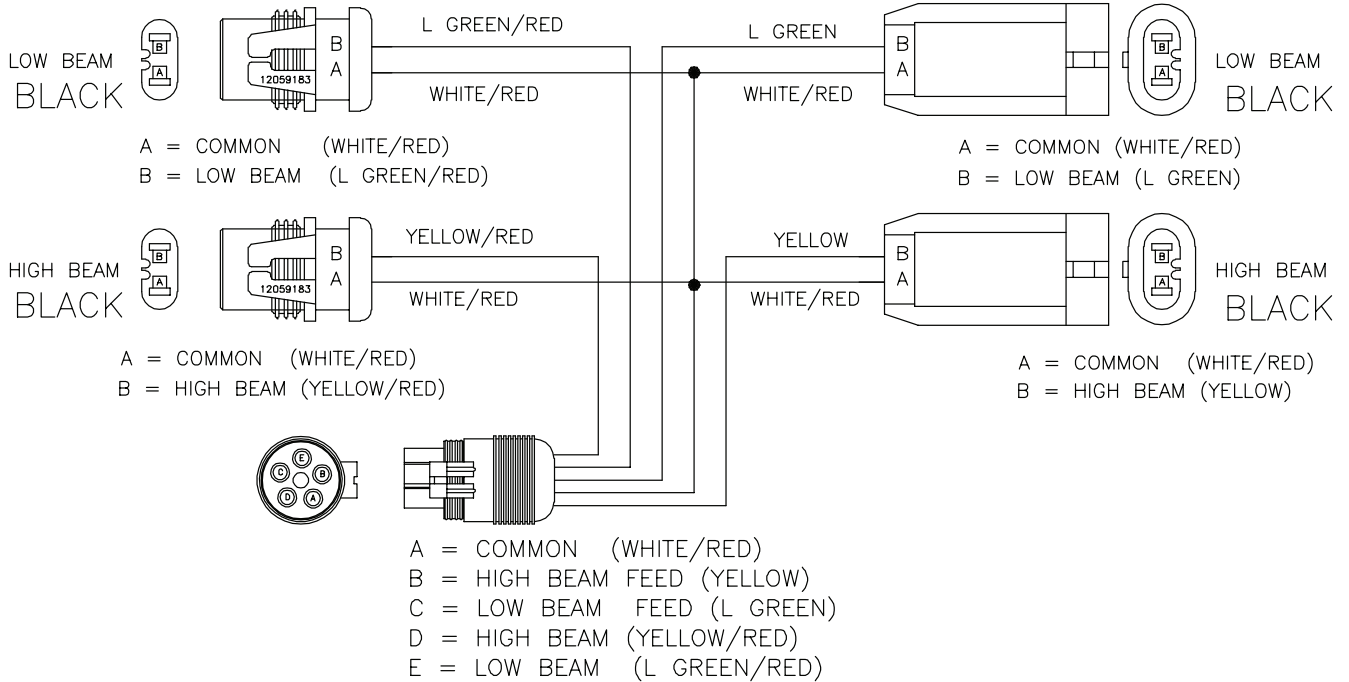


DWG. NO. 7531

REF. NO.	PART NUMBER	DESCRIPTION	QTY.	REF. NO.	PART NUMBER	DESCRIPTION	QTY.
	38813114	Adapter Kit (Contains 2 Adapters)	1				

SEC 14

ADAPTER KIT 38813116

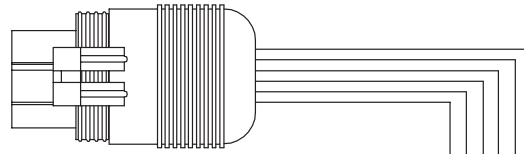
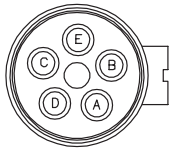


DWG. NO. 7532

REF. NO.	PART NUMBER	DESCRIPTION	QTY.	REF. NO.	PART NUMBER	DESCRIPTION	QTY.
	38813116	Adapter Kit (Contains 2 Adapters)	1				

HEADLIGHT ADAPTERS

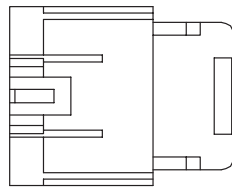
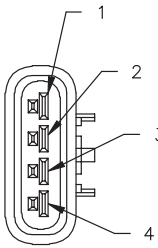
ADAPTER KIT 38813118



D = HIGH BEAM (YELLOW/RED)
 C = LOW BEAM FEED (GREEN)
 B = HIGH BEAM FEED (YELLOW)
 A = COMMON (WHITE/RED)

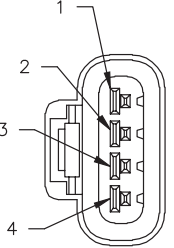
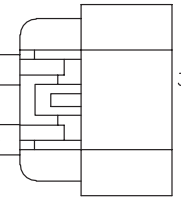
4 = COMMON (WHITE/RED)
 3 = COMMON (WHITE/RED)
 2 = LOW BEAM FEED (YELLOW)
 1 = HIGH BEAM FEED (GREEN)

4 = COMMON (WHITE/RED)
 3 = COMMON (WHITE/RED)
 2 = LOW BEAM (YELLOW/RED)
 1 = HIGH BEAM (GREEN/RED)



1 GREEN
 2 YELLOW
 3 WHITE/RED
 4 WHITE/RED

GREEN/RED 1
 YELLOW/RED 2
 WHITE/RED 3
 WHITE/RED 4

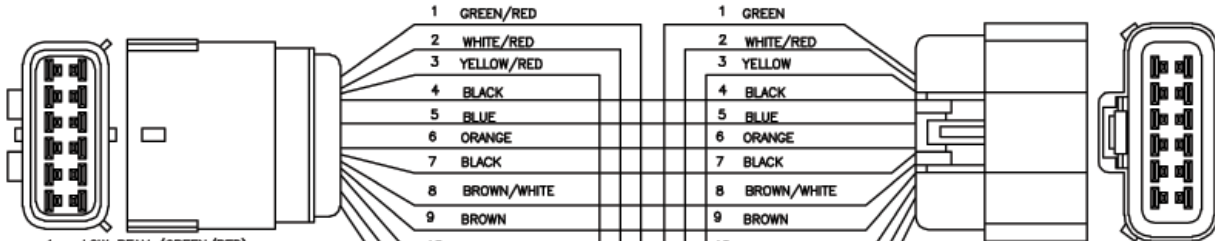


DWG. NO. 7533

SECTION 14

REF. NO.	PART NUMBER	DESCRIPTION	QTY.	REF. NO.	PART NUMBER	DESCRIPTION	QTY.
	38813118	Adapter Kit (Contains 2 Adapters)	1				

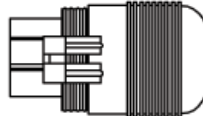
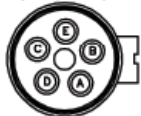
ADAPTER KIT 38813148



1 = LOW BEAM (GREEN/RED)
 2 = COMMON (WHITE/RED)
 3 = HIGH BEAM (YELLOW/RED)
 4 = GROUND (BLACK)
 5 = (BLUE)
 6 = TURN SIGNAL (ORANGE)
 7 = GROUND (BLACK)
 8 = PARKING LIGHTS (BROWN/WHITE)
 9 = DAY TIME RUN LIGHTS (BROWN)
 10 = (RED)
 11 = NOT USED (PLUG)
 12 = (BLUE/WHITE)

1 GREEN
 2 WHITE/RED
 3 YELLOW
 4 BLACK
 5 BLUE
 6 ORANGE
 7 BLACK
 8 BROWN/WHITE
 9 BROWN
 10 RED
 11 (PLUG) NOT USED
 12 BLUE/WHITE

1 = LOW BEAM (GREEN)
 2 = COMMON (WHITE/RED)
 3 = HIGH BEAM (YELLOW)
 4 = GROUND (BLACK)
 5 = (BLUE)
 6 = TURN SIGNAL (ORANGE)
 7 = GROUND (BLACK)
 8 = PARKING LIGHTS (BROWN/WHITE)
 9 = DAY TIME RUN LIGHTS (BROWN)
 10 = (RED)
 11 = NOT USED (PLUG)
 12 = (BLUE/WHITE)



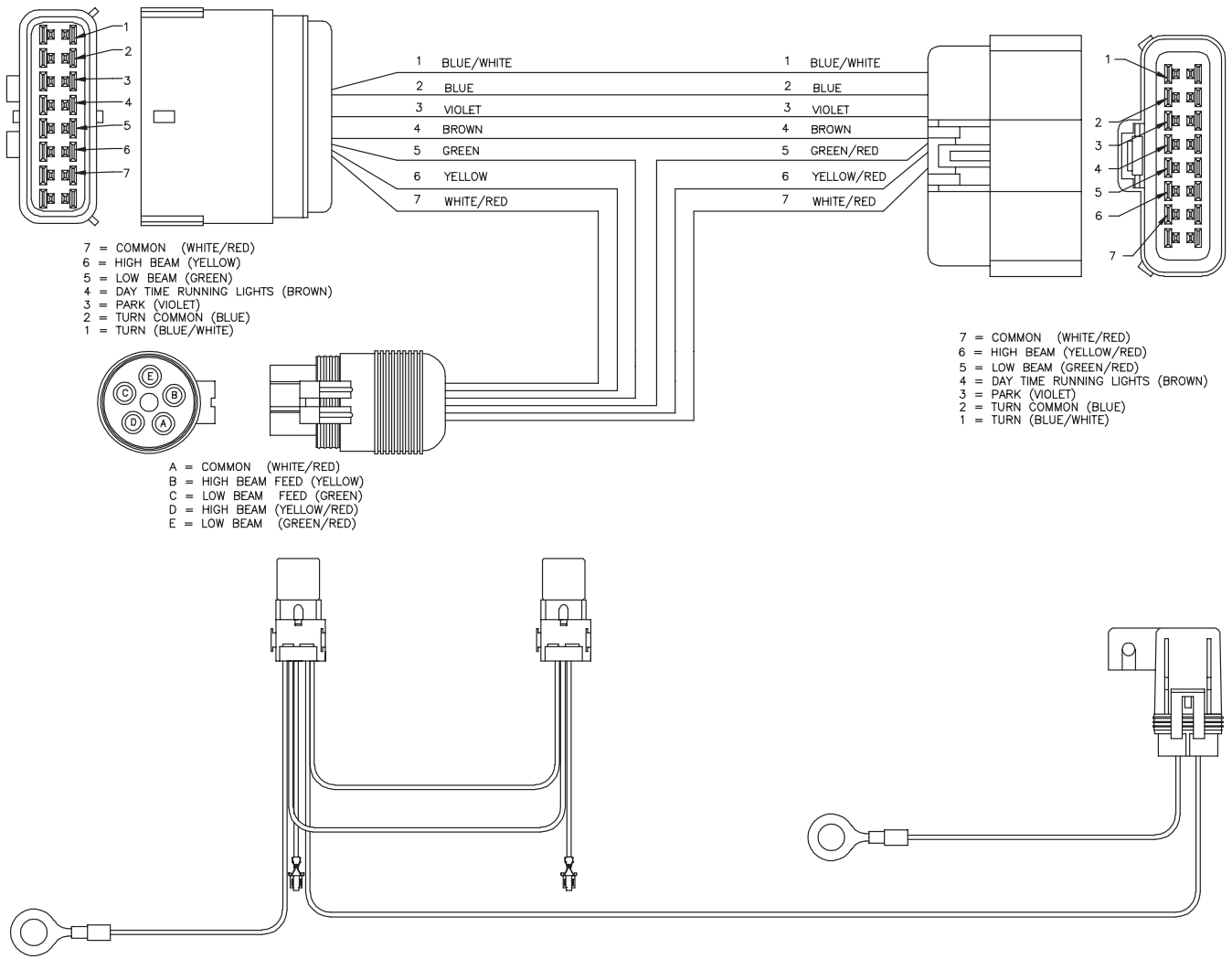
A = COMMON (WHITE/RED)
 B = HIGH BEAM TRUCK SIDE (YELLOW)
 C = LOW BEAM TRUCK SIDE (GREEN)
 D = HIGH BEAM LAMP SIDE (YELLOW/RED)
 E = LOW BEAM LAMP SIDE (GREEN/RED)

DWG. NO. 7741

REF. NO.	PART NUMBER	DESCRIPTION	QTY.	REF. NO.	PART NUMBER	DESCRIPTION	QTY.
1	38813148	Adapter Kit (Contains 2 Adapters)	1				

HEADLIGHT ADAPTERS

ADAPTER KIT 38813122



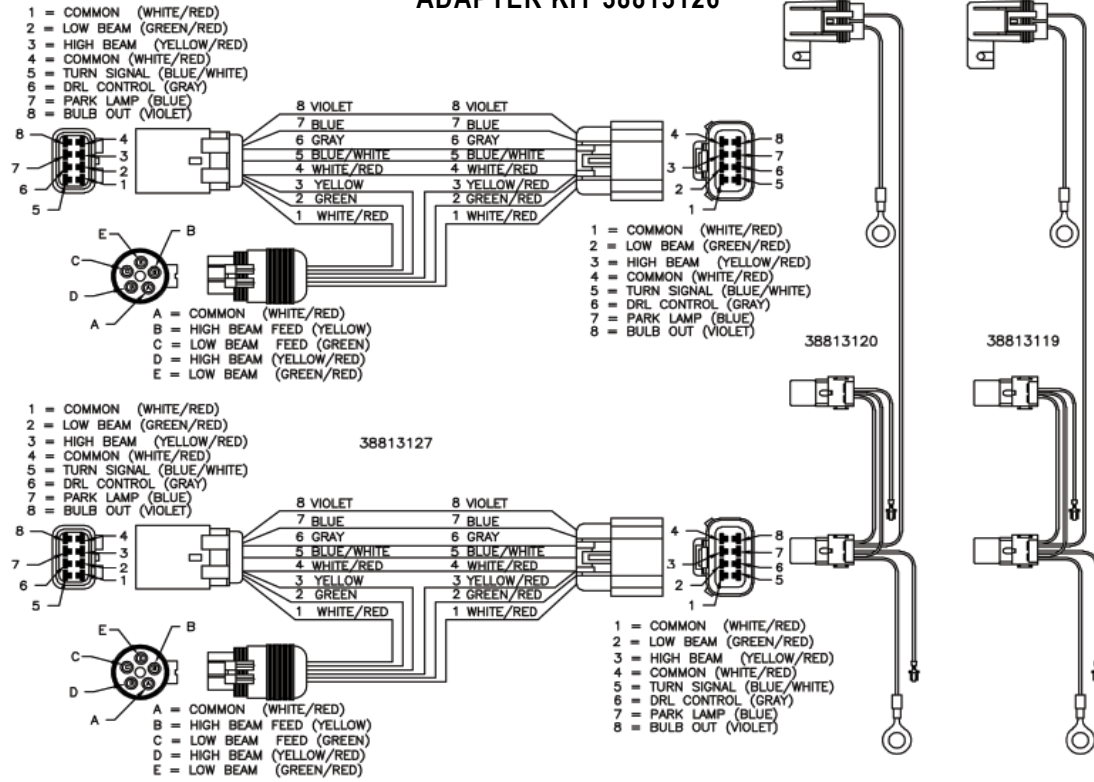
DWG. NO. 7534

REF. NO.	PART NUMBER	DESCRIPTION	QTY.	REF. NO.	PART NUMBER	DESCRIPTION	QTY.
	38813122	Adapter Kit (Contains 4 Adapters)	1				

SEC 14

HEADLIGHT ADAPTERS

ADAPTER KIT 38813126



DWG. NO. 7779

SEC 14

REF. NO.	PART NUMBER	DESCRIPTION	QTY.	REF. NO.	PART NUMBER	DESCRIPTION	QTY.
1	25013126	Adapter Kit (Contains 4 Adapters)	1				