

GMFS10

GM

Front suspension package
Ensemble pour suspension avant
Ensemble para suspensión de delantero

INSTALLATION INSTRUCTIONS

- Raise vehicle allowing the axle to hang freely.
- Remove existing bump stop.
- Mount Timbren assembly using existing holes & Timbren supplied fasteners.
- Lower vehicle.

NOTES:

Ensure that locator pin on Timbren bracket is positioned in correct slot. Turn wheels full lock both directions to ensure there is no interference with Timbren assembly.

INSTRUCTIONS DE MONTAGE

- Soulever le véhicule de sorte que l'essieu soit dégagé.
- Retirer la butée de suspension existante.
- Monter l'assemblage Timbren en utilisant les trous existants et la boulonnerie fournie avec l'assemblage Timbren.
- Redescendre le véhicule.

REMARQUES:

S'assurer que le doigt de positionnement du support Timbren est placé dans la bonne rainure. S'assurer qu'il n'y a aucune interférence avec l'assemblage Timbren en tournant les roues complètement dans les deux directions.

INSTRUCCIONES DE INSTALACIÓN

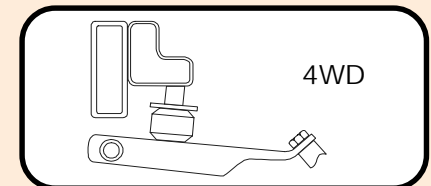
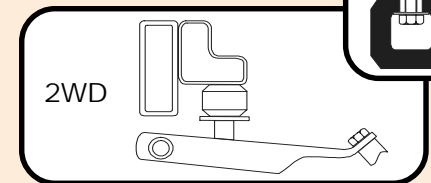
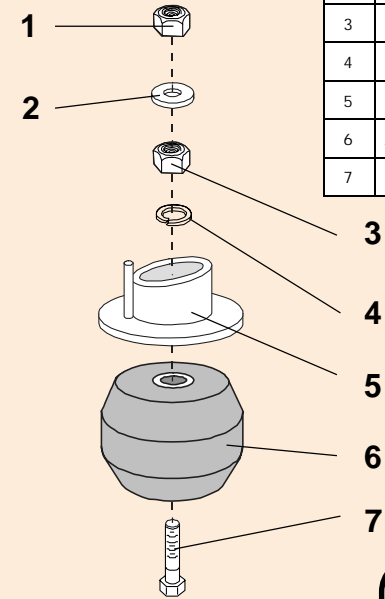
- Levante el vehículo dejando que los ejes cuelguen libremente.
- Retire el tope de suspensión existente.
- Monte la unidad Timbren utilizando los orificios existentes y los elementos de sujeción Timbren provistos.
- Baje el vehículo.

NOTAS:

Asegúrese de que el pasador posicionador en la abrazadera está colocado en la ranura correcta. Gire las ruedas hasta el tope en ambas direcciones para asegurarse de que no hay interferencia con la unidad Timbren.

Ref. = Reference = No. de référence = Núm. de referencia
Part = Part #. = No. de pièce = Núm. de pieza
Qty. = Quantity = Quantité = Cantidad

Ref	Part	Qty
1	F31003-250	2
2	F40031-020	2
3	F30003-250	2
4	F41034-050	2
5	K10049-003	2
6	A00170-55P20	2
7	F11067-650	2



Do not exceed vehicle manufacturer's recommended axle weight rating. Check for AEON® interference with vehicle components - Under load AEON® will "expand" in diameter.

Ne pas dépasser le poids nominal sur l'essieu recommandé par le fabricant du véhicule. Vérifier que le ressort AEON® n'a pas d'incidence sur d'autres pièces du véhicule - Le ressort AEON® augmentera son diamètre avec la charge.

No exceda la carga nominal en el eje recomendada por el fabricante del vehículo. Compruebe que no haya interferencia entre el resorte AEON® y los otros componentes del vehículo. Bajo carga, el resorte AEON® se ampliará en diámetro.

GMFS10



GMFS10

TIMBREN INDUSTRIES INC.

www.timbren.com

PART NUMBER	DESCRIPTION	QTY	LOCATION
F31003-250	NYLOCK LOCKNUT 3/8 UNC GR 5 Z	2	G1B
F30003-250	STD NUT 3/8 UNC GR 5 Z	2	G3D
F41034-050	WASHER SPLIT LOCK 3/8 x 11/16 GR 5 Z	2	G1C
F40031-020	WASHER FLAT USS 3/8 x 1 GR 2 Z	2	G1C
F11067-650	HCS 3/8 x 2-1/2 F/T UNC GR 5 Z	2	G3C
A00170-55P20	Hollow Rubber Spring	2	C2B
K10049-003	GMFS10 WELDM'T (PAINTED)	2	E1A
B90264-CF	MINI FRONT BOX - 7 x 5.25 x 4.75	1	A--D
B10000	8" x 12" BUBBLE FOR KITS	1	
B00029-010	BARCODE LABEL FOR KIT	1	

ASSEMBLY NOTES:

PRE-ASSEMBLED KIT

Issued: 11/6/2008

Clearance Instructions:

Rear SES Kits for Pick-Ups and Vans should have a 1/2" to 1-1/2" gap between the rubber spring and contact point when empty.

A partial load, or vehicle accessories will reduce or eliminate the gap.

Front SES kits are usually in full contact.

Medium and Heavy-Duty Trucks, Trailers and Motorhomes will be in constant contact, and have no gap.

Lifetime Warranty:

Timbren SES Kits are warranted against defects in material and workmanship, under normal use and service, for the life of the vehicle on which the kit was originally installed. The warranty is not transferable and proof of purchase is required. The warranty is limited to the replacement of the failed part.

TIMBREN will not be responsible for any labour or freight charges involved in the replacement of any product. TIMBREN shall be entitled to make its own inspection to determine the validity of the claim. TIMBREN shall not be liable nor warranty the product in the event of alteration, misuse, overload, negligence or damage caused by others.

If ride or performance of our product is unsatisfactory in any way, please call: 1-800-263-3113 or email sales@timbren.com