

# Snowplows

## Vehicle Height Requirement Guide

The vehicles in this guide must have the minimum ground clearance specified when measured from the specified point to the ground. Vehicles should be parked on a smooth, level, hard surface, such as concrete, for accurate measurements.

If your vehicle does not meet the minimum height requirement, a leveling kit is required for snowplow installation.

**⚠ CAUTION**

See your sales outlet/website for specific vehicle application recommendations before installation. The online selection system has specific vehicle and snowplow requirements.

---

**TABLE OF CONTENTS**

**VEHICLE**

GM Colorado/Canyon 2015–\_\_ ..... 3

RAM 1500 2019–\_\_ ..... 4

Dodge RAM 1500 2009–18 ..... 5

RAM 1500 Classic 2019 ..... 5


Nissan Titan 2004–2015 ..... 6

Toyota Tundra 2007–\_\_ ..... 7

Jeep Wrangler 2008–17 ..... 8


Jeep Wrangler JK 2018 ..... 8

Jeep Wrangler JL 2018–\_\_ ..... 9




**PERSONAL PLOW ONLY**






HT Series™ and HTS™ Snowplows Only




**HT Series™ and HTS™ Snowplows Only**



**HT Series™ and HTS™ Snowplows Only**



**HT Series™ and HTS™ Snowplows Only**



---

 A DIVISION OF DOUGLAS DYNAMICS, LLC

The company reserves the right under its product improvement policy to change construction or design details and furnish equipment when so altered without reference to illustrations or specifications used. This equipment manufacturer or the vehicle manufacturer may require or recommend optional equipment for snow removal. Do not exceed vehicle ratings with a snowplow. The company offers a limited warranty for all snowplows and accessories. See separately printed page for this important information. The following are unregistered (™) trademarks of Douglas Dynamics, LLC: HT Series™, HTS™.

**Printed in U.S.A.**