

SERVICE BULLETIN NO. 199 R

2004 & 2005 Ford F250-550 Blocker Beam

January, 2005

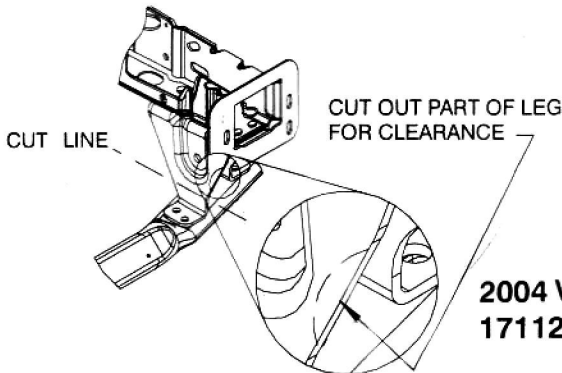
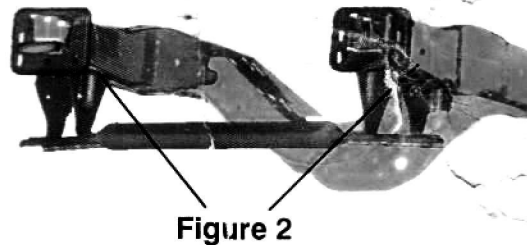
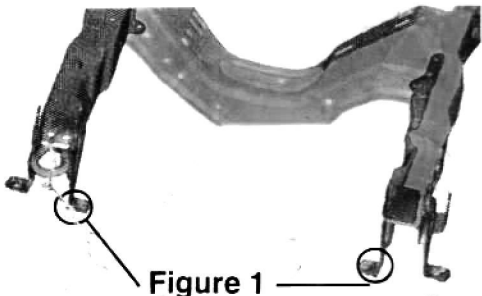
Ford Motor Company has made a design change in the bracket used to mount the vehicle Blocker Beam. This change will affect the mounting cartons:

- EZ Mount Classic - 17112, 17113 and Diamond 81021
- MDII / E-Z Mount Plus - 17122, 17142 & 17150
- E-Z Mount Xpress - 17145

Identify which type Blocker Beam is on the vehicle:

Blocker Beam unbolts from the Brackets: It will be necessary to modify the brackets as follows. Cut inner tabs at end of brackets as close to the bend as possible. See Figure 1. NOTE: In the event that the snowplow mounting is removed from the vehicle it will be necessary to reinstall Blocker Beam to the vehicle frame. To remount Blocker Beam, fabricate two pieces of 1/4" x 2-1/2" x 3-1/2" angle or equivalent material to replace the tabs that have been cut off.

Blocker Beam and Brackets are welded together: The one piece weldment assembly for the blocker beam is bolted to the bottom of the vehicle frame. See Figure 2. Unbolt the assembly from the frame of the vehicle. Do not discard. It will be necessary to reinstall if snow plow frame is removed.



**2004 Vehicles Mountings:
17112, 17113, 17122 & 81021**

Meyer Products assumes no responsibility for installations not made according to these instructions

Meyer Products reserves the right, under its continuing product improvement program, to change construction or design details, specifications and prices without notice or without incurring any obligation.

Meyer Products
18513 Euclid Ave. • Cleveland, Ohio 44112-1084
Phone 486-1313 (Area Code 216)
email warranty@meyerproducts.com
www.meyerproducts.com

Diamond Equipment
6 Angell Lane • Damariscotta, ME 04543-9720
Phone 563-2227 (Area Code 207)
email info@diamondplow.com
www.diamondplow.com