



WESTERN PRODUCTS
 7777 NORTH 73RD STREET
 P.O. BOX 23045
 MILWAUKEE, WISCONSIN 53223
 A DIVISION OF DOUGLAS DYNAMICS, INC.

Rubber Cutting Edge Assembly

INSTALLATION INSTRUCTIONS,
 DIAGRAMS & PARTS LIST

WARNING: Block blade in a raised position when installing rubber cutting edge. A falling blade can cause serious injury.

1. Raise blade and position on blocking.
2. Remove steel cutting edge.
3. If required, cut rubber cutting edge and clamp bar as shown in diagrams 1, 2, or 3 below.
4. Install rubber cutting edge, clamp bar, and bolts and locknuts. Position cutting edge as high as slots permit before tightening bolts.
5. As rubber cutting edge wears, loosen bolts and slide it down. Reverse cutting edge when top of slots is reached.

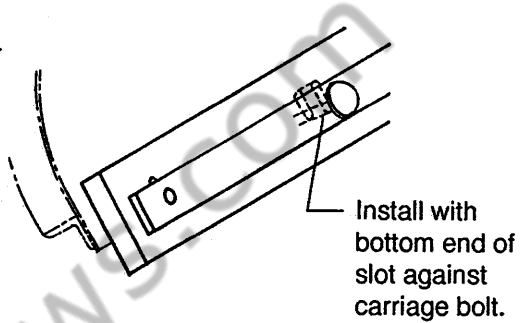


Diagram No. 1 — (For 6'6", 7' or 7'6" blades)

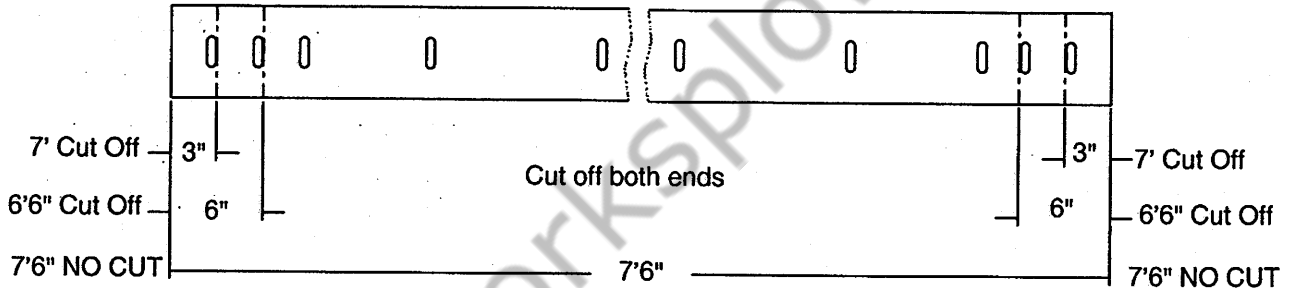


Diagram No. 2 — (For 8', 8'6", or 9' Blades except 9' Heavyweights)

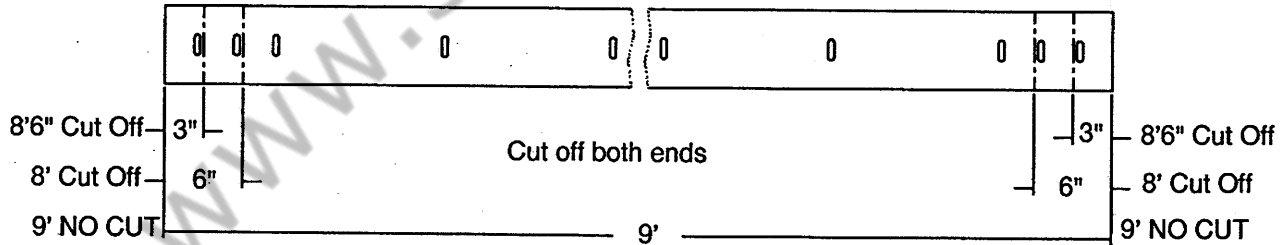
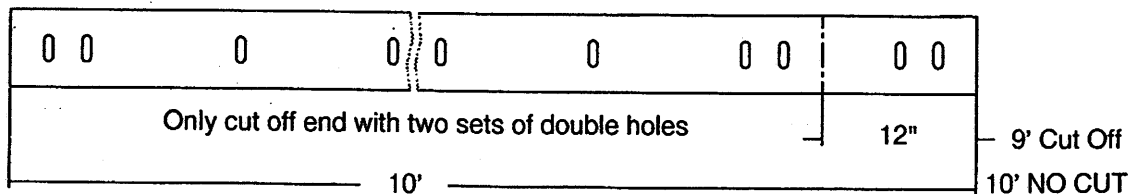
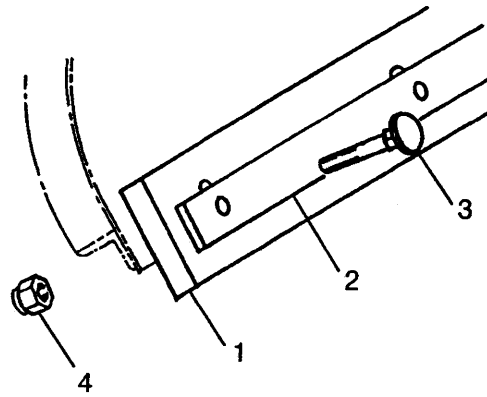


Diagram No. 3 — (For 9' or 10' Heavyweight Blades)



Parts List And Diagram, See Page 2

Form No. 13435-9504



PARTS LIST

Item	Part No.	Qty.	Description
For 6'6", 7' or 7'6" blades — (Diagram No. 1, page 1)			
	60825	1	RUBBER CUT ASSY 6'6" 7' 7'6"
1	. 60826	1	RUBBER CUT EDGE 6'6" 7' 7'6"
2	. 60827	1	CLAMP BAR 6'6" 7' 7'6"
3	. 90249	8	1/2-13X2-3/4 CB G5 ZP
4	. 91335	8	1/2-13 PT HX LK NUT NYIS ZYC

PARTS DIAGRAM

For 8', 8'6", or 9' Blades except 9' Heavyweights — (Diagram No. 2, page 1)

	62556	1	RUBBER CUT EDGE ASSY 8' 8'6" 9'
1	. 62344	1	RUBBER CUT EDGE 8' 8'6" 9' (Except 9' Heavyweight)
2	. 62346	1	CLAMP BAR 8' 8'6" 9' (Except 9' Heavyweight)
3	. 90249	10	1/2-13X2-3/4 CB G5 ZP
4	. 91335	10	1/2-13 PT HX LK NUT NYIS ZYC

For 9' or 10' Heavyweight Blades — (Diagram No. 3, page 1)

	60831	1	RUBBER CUT ASSY 9' 10'
1	. 60832	1	RUBBER CUT EDGE 9' 10' (Heavyweights)
2	. 60833	1	CLAMP BAR 9' 10' (Heavyweights)
3	. 90265	12	5/8-11X2-3/4 CB G5 ZP
4	. 91337	12	5/8-11 PT HX LK NUT NYIS ZYC

Indented parts are included in the assembly under which they are listed. Quantities shown are included with the assembly.

ABBREVIATION KEY

ASSY	Assembly
CB	Carriage Bolt
G	Grade
HX	Hex (Head)
LK	Lock
NYIS	Nylon Insert
PT	Prevailing Torque
ZP	Zinc Plated
ZYC	Zinc Yellow Chromate