



Fisher Engineering

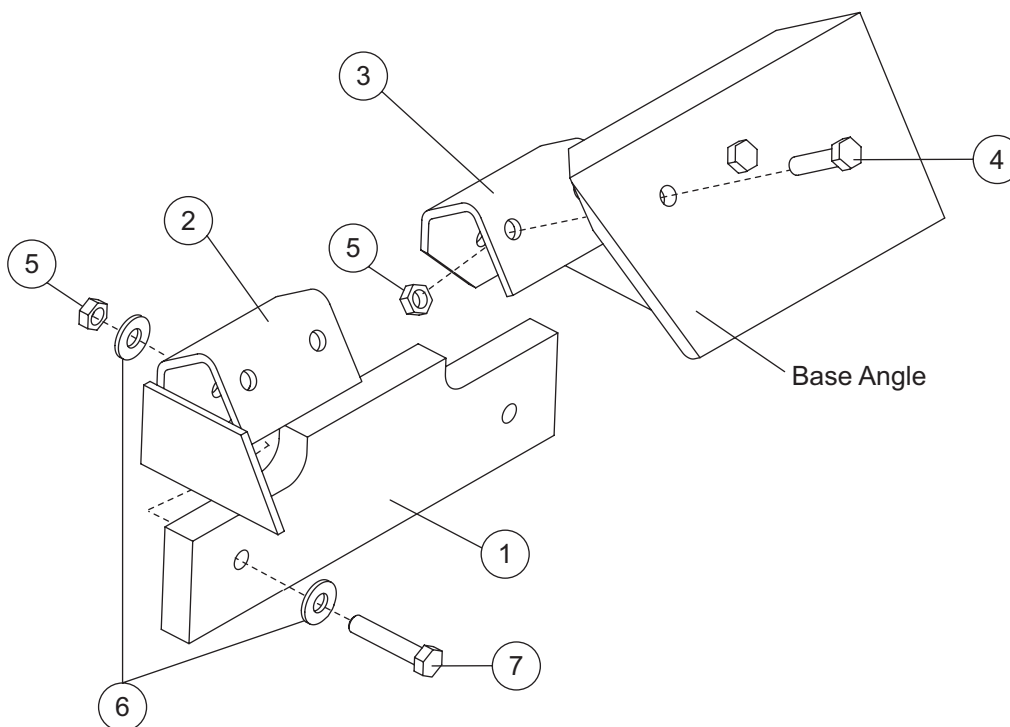
P.O. Box 529, Rockland, ME 04841

May 5, 2005

Lit. No. 26863, Rev. 02

EZ-V[®] Center Flap Kit

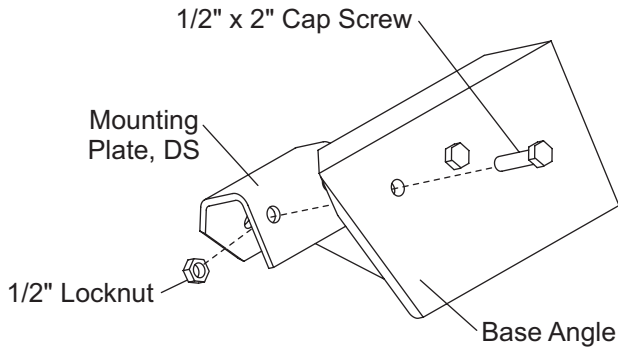
Parts List and Installation Instructions



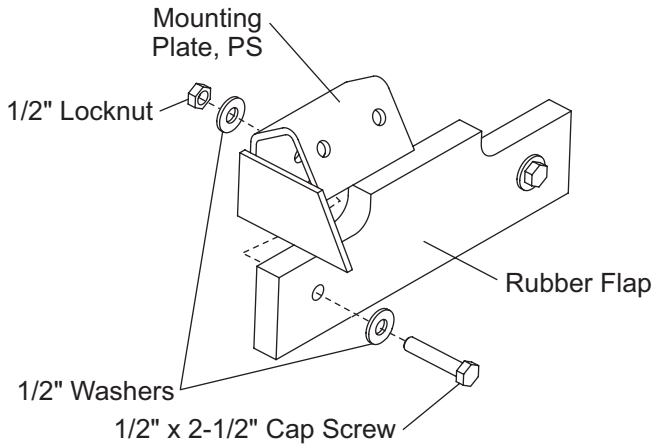
26858 EZ-V [®] Center Flap Kit			
Item	Part	Qty	Description
1	63508	1	Rubber Flap
2	63509	1	PS Mounting Plate
3	63510	1	DS Mounting Plate
ns	26879	1	Bolt Bag – 26858
26879 Bolt Bag			
4	90217	4	1/2-13 x 2 Hex Cap Screw G5
5	90355	6	1/2-13 Hex Locknut GB
6	4433	4	1/2 Flat Washer
7	90104	2	1/2-13 x 2-1/2 Hex Cap Screw G5
ns = not shown		G = Grade	

INSTALLATION INSTRUCTIONS

- Using four 1/2" x 2" cap screws and 1/2" locknuts, install one mounting bracket to the back of each base angle.

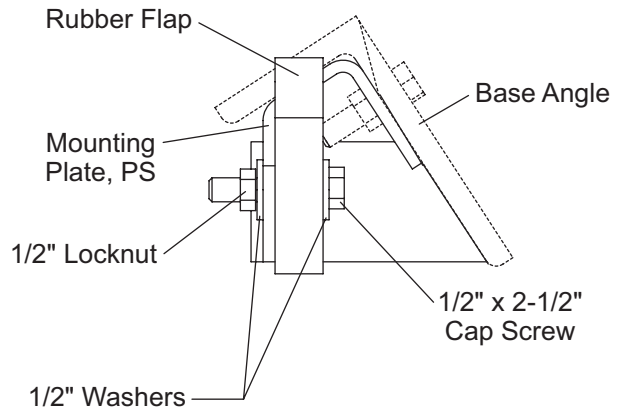


- Adjust wings so that they are in line with each other or slightly forward in the scoop position.
- Place 1/2" washer on 1/2" x 2-1/2" cap screw and insert cap screw into a hole in the rubber flap. The rubber flap is mounted with the longest edge facing the ground.



Place rubber flap against rear inside surface of the mounting brackets and align holes in flap and brackets.

Insert the cap screw through the hole in the back plate of the mounting bracket. Add 1/2" washer and 1/2" locknut. Tighten locknut until washer slightly deforms the rubber flap surface.



- Insert the second 1/2" cap screw through the rubber flap and mounting plate weldment using the same washer and locknut assembly as mentioned above.

Copyright © 2005 Douglas Dynamics, L.L.C. All rights reserved. This material may not be reproduced or copied, in whole or in part, in any printed, mechanical, electronic, film or other distribution and storage media, without the written consent of Fisher Engineering. Authorization to photocopy items for internal or personal use by Fisher Engineering outlets or snowplow owner is granted.

Fisher Engineering reserves the right under its product improvement policy to change construction or design details and furnish equipment when so altered without reference to illustrations or specifications used. Fisher Engineering and the vehicle manufacturer may require and/or recommend optional equipment for snow removal. Do not exceed vehicle ratings with a snowplow. Fisher Engineering offers a limited warranty for all snowplows and accessories. See separately printed page for this important information. The following are registered (®) trademarks of Douglas Dynamics, L.L.C.: FISHER®, EZ-V®

Printed in USA